



# MEETING GUIDE

104<sup>th</sup> Scientific Assembly and Annual Meeting  
November 25 to 30 | McCormick Place, Chicago

---

Share your experience with the  
official meeting hashtag: #RSNA18



Facebook: [Facebook.com/RSNAfans](https://www.facebook.com/RSNAfans)



Twitter: @RSNA



Instagram: @rsnagram



LinkedIn: [linkedin.com/company/rsna](https://www.linkedin.com/company/rsna)

---

**RSNA<sup>®</sup> 2018**  
**TOMORROW'S**  
**RADIOLOGY TODAY**





App provided by:



Google Cloud



# EVERYTHING YOU NEED. ALL IN ONE PLACE.

The Official RSNA 2018 Meeting App.

**Don't RSNA without it!**

- Meeting Program
- Agenda Planner
- Peer Finder
- Exhibitor List
- Transit Tracker
- McCormick Place Maps

**Download  
it today!**



iPhone and iPad



Android Smartphone





## TABLE OF CONTENTS

Welcome .....	2
Education .....	6
Virtual Meeting .....	21
Technical Exhibits .....	23
Networking & Events .....	29
McCormick Place Directory & Maps .....	36
Transportation .....	38
Meeting Services .....	49
International Attendees .....	61
Dining Guide .....	67
Planning for RSNA 2019 .....	73
Index .....	74
Notes .....	78

## MCCORMICK PLACE CONVENTION CENTER EMERGENCY PROCEDURES

For all emergencies—fire, police, and medical—dial 1-312-791-6060 or 6060 from any house phone.

After notifying emergency personnel, notify RSNA security at 1-312-808-2102 or 2102 from any house phone.

For information on First Aid and Health Clinic locations, see page 54.



# WELCOME TO RSNA 2018

Dear Colleagues,

It is my pleasure to welcome you to RSNA 2018, an exciting opportunity for all of us to experience “Tomorrow’s Radiology Today.”



The Board and many volunteers have developed an exceptional program. The prevalence of artificial intelligence applications in health care is evident throughout the program. Special Interest Sessions on Monday will delve into diverse topics including implications of artificial intelligence for radiology, precision medicine innovations and the critical role of imaging in addiction treatment. I encourage you to attend the “Country Presents” sessions from The Nordic Countries and Australia and New Zealand to learn from our colleagues around the world.

The Fast 5 Session on Thursday will feature five speakers each giving a five-minute presentation on topics selected by popular vote.

The Virtual Meeting has expanded in offerings and availability, allowing you to pack even more into your RSNA 2018 experience, and the program will be available until April 30, 2019.

Visit the Connections Center to learn more about RSNA, find help navigating the meeting, relax and recharge. The Discovery Theater is back with informative presentations and lively entertainment.

The RSNA Technical Exhibits feature the latest developments in medical imaging. The Machine Learning Showcase and the new 3D Printing and Advanced Visualization Showcase both include exhibits and daily presentations. Interventional radiologists will also want to visit the new IR Zone.

RSNA continues to lead the field of medical imaging research with the launch of three new online journals. Learn more about this expanded footprint for RSNA Publications by visiting booth #1011 in Publishers Row.

I am honored to preside over RSNA 2018 as the president of our Society. I wish you all a wonderful meeting experience.

Sincerely,

**Vijay M. Rao, MD**  
RSNA President



# HOW TO NAVIGATE THE MEETING

In addition to the Meeting Guide, several resources are provided to help you make the most of your RSNA 2018 visit.

## **RSNA 2018 Meeting App (iOS/Android)**

*Sponsored by Google Cloud*

Download the RSNA 2018 Meeting App for access to the Meeting Program, Agenda Planner, Peer Finder, Exhibitor List, transportation information, and McCormick Place Maps. The RSNA 2018 Meeting App is available for download through the App Store for iPhone and iPad, or Google Play for Android Smartphone.

## **RSNA 2018 Meeting Central**

Visit *Meeting.RSNA.org* to customize your RSNA 2018 itinerary. Select “Browse the Program” to filter scientific presentations and other events by radiologic subspecialty. Add selected courses to My Agenda to facilitate your daily meeting plan.

## **Subspecialty & Topic Brochures**

As an added convenience, RSNA offers printed subspecialty and topic brochures listed by day and time with room numbers. Brochures are located in the Learning Center and Connections Center, Lakeside Center East-Level 3, and Grand Concourse-Level 3.

## **Technical Exhibit Guide**

Located near the entrance to the exhibit halls, this quick reference guide includes specialty showcases and theaters, corporate symposiums and vendor workshops, as well as all the exhibitors and their locations throughout the North and South Halls. Browse a comprehensive, searchable list of exhibitors and interactive exhibit hall maps online at *Meeting.RSNA.org* and via the RSNA 2018 Meeting App.



## Daily Bulletin

Stay connected to all things RSNA 2018 through the print and online versions of the *Daily Bulletin*, the official newspaper of the annual meeting. Daily issues are available throughout McCormick Place, online at [RSNA.org/Bulletin](http://RSNA.org/Bulletin) and on the RSNA 2018 Meeting App. Look for articles available ahead of print, exclusive online articles, video interviews with presenters and interactive quizzes and polls. Get alerts on *Daily Bulletin* stories through social media at #RSNA18 on Facebook ([facebook.com/RSNAfans](https://facebook.com/RSNAfans)), Instagram ([RSNAgram](https://RSNAgram)) or Twitter ([@RSNA](https://@RSNA)).

## Room Numbers

- The first letter in the meeting room number—N, S, E, W—stands for the North, South, East (also called Lakeside Center East), or West Building
- The first digit of the meeting room number—1, 2, 3, 4, 5—is the building level number
- The last two digits specify the exact room number.
- Some meeting rooms have divider walls, which creates smaller spaces. These will have an A, B, C, or D following the room number

*Example: N227 = North Building, Level 2, Room 27*

## NEW THIS YEAR

- Artificial Intelligence Learning Community (see page 11)
- Quality Improvement Poster Walk (see page 16)
- 3 Technical Exhibit Areas: 3D Printing & Advanced Visualization Showcase (see page 24), IR Zone (see page 25), and Recruiter's Row (see page 26)
- 3 RSNA Online Journals (see page 59)
- Radiology Art (see page 30)
- Career Services: Career Connect E-Networking Platform and Recruiters Row (see page 30)
- Extended Virtual Meeting Access (see page 21)
- Overflow Areas for Popular Sessions (see page 13)
- Hotel Desk in the Grand Concourse (see page 54)



A close-up photograph of a hand holding a small, vibrant green seedling with several leaves. The seedling is growing out of a mound of dark, rich soil. The background is a soft, out-of-focus light green, suggesting a bright, natural environment. The hand is positioned at the bottom of the frame, with fingers gently cupping the soil.

## *Together, we are* **SEEDING THE FUTURE OF RADIOLOGY**

For every \$1 granted by the R&E Foundation, 50 additional dollars in subsequent funding are awarded from other sources like the NIH.

We are responsible for the growth of radiology research and education. And we are growing strong.

Help seed the future of medical imaging.  
Make a donation today.

***RSNA.org/Foundation***



## PLENARY SESSIONS

**Vijay M. Rao, MD**

Sunday, November 25, 8:30 AM

### **President's Address**

*"How Emerging Technology Will Empower Tomorrow's Radiologists to Provide Better Patient Care"*

**Michael P. Recht, MD**

Sunday, November 25, 8:30 AM

### **Annual Oration in Diagnostic Radiology**

*"Artificial Intelligence, Analytics, and Informatics: The Future is Here"*

**Donald M. Berwick, MD, MPP**

Monday, November 26, 1:30 PM

### **Plenary Lecture**

*"Can Clinicians Lead Radical Redesign?"*

### **State of the Art in CT Imaging**

Tuesday, November 27, 10:30 AM

### **RSNA/AAPM Symposium**

**Cynthia McCollough, PhD**

*"CT Technology—and Dose—in the 21st Century"*

**Denise R. Aberle, MD**

*"Contemporary CT of the Indeterminate Lung Nodule: Where We Are and Why it Matters"*

**Flemming Forsberg, PhD**

Tuesday, November 27, 1:30 PM

### **New Horizons Lecture**

*"Oscillating Microbubbles—Driving Innovation in Ultrasound"*

**Silvia C. Formenti, MD**

Wednesday, November 28, 1:30 PM

### **Annual Oration in Radiation Oncology**

*"Radiotherapy to Convert the Tumor into an In Situ Vaccine"*

**Fei-Fei Li, PhD**

Thursday, November 29, 2 PM

### **Plenary Lecture**

*"Toward Ambient Intelligence in AI-Assisted Healthcare Spaces"*





## EDUCATION

### Maximizing Your CME

During RSNA 2018, physicians have the ability to earn up to 99.25 AMA PRA Category 1 Credits™:

- Educational Courses and Science Sessions offer a total of 51.75 credits.
- Education Exhibit and Scientific Poster Discussions offer a total of 5 credits.
- Correctly diagnosing each unknown Case of the Day offers 37.5 credits (15 per day at ½ credit each).
- Study a hard-copy exhibit and take a quiz in the new CME Learning Checkpoint and earn up to 5 credits.
- Adding Virtual Meeting ([RSNA.org/Register](https://www.rsna.org/register)) to your registration allows you to access select courses and Case of the Day sessions to earn credit online. Virtual on-demand CME will also be offered on select courses.
- Return to My Agenda to evaluate sessions and claim credit through the Credit Eval menu, by December 7, 2018 or after viewing all courses.



## Accreditation and Designation Statements

The Radiological Society of North America (RSNA®) is accredited by the Accreditation Council for Continuing Medical Education (ACCME) to provide continuing medical education for physicians.

RSNA designates this live activity for a maximum of 99.25 *AMA PRA Category 1 Credits™*. Physicians should claim only the credit commensurate with the extent of their participation in the activity.

### International attendees

*CME credits may be transferable. See below for details.*

- Australia and New Zealand: RSNA is an authorized CPD provider.
- Canada: *AMA PRA Category 1 Credits™* can be converted to Royal College MOC credits.
- Mexico: All *AMA PRA Category 1 Credits™* are transferable.

### Europe

Due to an agreement of mutual recognition, the UEMS-European Accreditation Council will convert *AMA PRA Category 1 Credits™* to EACCME European CME Credits (ECMECs). For more information, contact the European Union of Medical Specialists (UEMS) at [info@uems.net](mailto:info@uems.net) or visit [UEMS.net](http://UEMS.net) or [EACCME.eu](http://EACCME.eu).

### Worldwide

CME claimed at RSNA 2018 may be transferable. Contact the CME governing body in your home country for details.

The Commission on Accreditation of Medical Physics Education Programs (CAMPEP) has approved the direct transfer of *AMA PRA Category 1 Credits™* to MPCEC on a credit-for-credit basis for medical physicists.

RSNA is an ARRT®-approved Recognized Continuing Education Evaluation Mechanism Plus (RCEEM+) and will provide Category A+/A continuing education credits for technologists and radiologist assistants.



## Continuing Education (CE) Documentation (ARRT)

In order to record and obtain Category A+/A continuing education (CE) credits, all ARRT-registered radiologic technologists and radiologist assistants must follow ARRT guidelines. Failure to do so will result in no credits being awarded.

- ARRT requires that all registrants seeking Category A+/A credit must be present and attentive for 50 minutes of every scheduled hour of a live CE activity. If you arrive late, leave early or slip out of the meeting room for a break, that time is deducted from your attendance.
- The beacon technology on your badge tracks your attendance in all educational sessions. Please wear your badge at all times and stay for the entire session.
- You will not obtain ARRT credit if you opt out of the beacon technology on your meeting badge.
- In addition to ARRT requirements, you must evaluate your RSNA 2018 courses online at *Meeting.RSNA.org*.
- In mid-December, RSNA will email certificates to ARRT-registered radiologic technologists and radiologist assistants who requested a certificate during registration and followed these ARRT guidelines.

Staff will be on hand at the Learning Center Information Desk, located in Lakeside Center East–Level 3, to assist with any questions.

## Continuing Medical Education (CME) Documentation

### Claiming Credit at RSNA 2018

In order to record and obtain *AMA PRA Category 1 Credit™*, you must evaluate your RSNA 2018 courses and sessions and claim your credits online using your own laptop or mobile device or any Internet Station within McCormick Place. As early as 10 minutes after your course begins, the evaluation interface allows you to claim your credits onsite, and you can leave the annual meeting with a printed certificate in hand. You'll also receive a link via email to print your certificate at home, and credits earned by RSNA members will be automatically added to the member's RSNA CME Repository. After the meeting, you may evaluate courses and claim credit through December 7. Staff will be on hand in Digital Support and the Learning Center Information Desk to assist you with the process; visit *Meeting.RSNA.org* for additional details.



## Self-Assessment Modules (SAMs)

The American Board of Radiology (ABR) granted approval to RSNA for SAM Deemed Status. This allows RSNA to develop and implement, without prior ABR review, enduring Self-Assessment CME and in-person (“live”) SAMs that satisfy ABR Part II MOC requirements. Each RSNA in-person SAM is available for up to 1.50 SAM credits and 1.50 *AMA PRA Category 1 Credits™*.

SAMs offered by RSNA have been qualified by the ABR in meeting the criteria for self-assessment toward the purpose of fulfilling requirements in the ABR Maintenance of Certification Program.

All courses designated for SAM credit at RSNA 2018 will require attendees to use their personal devices to complete the required test questions during the live session. To claim SAM credit, attendees must complete the required test questions during the live session and evaluate and claim CME for the SAM course. All SAM course credit from RSNA 2018 must be claimed before June 1, 2019.

For more information about the availability of RSNA SAMs, review the subspecialty content brochure located in the Grand Concourse–Level 3, Lakeside Center East–Level 3 and in the Learning Center; or visit Membership and Resources in the Connections Center. *PLEASE NOTE: All courses designated for SAM credit will require attendees to bring a personal device, e.g. phone, iPad, laptop to complete the required test questions during the live session.*



## Artificial Intelligence

### AI Learning Community

#### Learning Center, Lakeside Center East–Level 3

The AI Learning Community will feature demonstrations and proffered posters and exhibits, as well as invited improvement report presentations highlighting the application of machine learning and artificial intelligence on medical imaging. Discover the ways in which these emerging tools and methodologies may improve diagnostic care, and share your experience on social media: #RSNAI.

### Machine Learning Showcase

#### Technical Exhibits, North Hall B, Booth 7367

Sponsored by



ARTERYS

Medical Imaging Cloud AI



Google Cloud

See page 24 for more information about this cutting-edge area dedicated to the latest innovations in AI and Machine Learning.

### ML Pneumonia Detection Challenge

#### Technical Exhibits, North Hall B,

#### Machine Learning Showcase

See page 24 for more information about this exciting Machine Learning Challenge!

### Deep Learning Classroom

#### Learning Center, Lakeside Center East–Level 3

NVIDIA Deep Learning Institute presents a weeklong RSNA Deep Learning Classroom, to include nearly two-dozen 90-minutes courses, including introductory courses and specialty topics. This is a hands-on opportunity for practicing radiologists to understand ways in which AI is clinically relevant to them. Those with an understanding of machine learning can discover deeper insights. Bring your laptop—you'll be engaging with machine learning tools, writing algorithms and improving your understanding of emerging machine learning technology. Seating is available on a first-come, first-served basis; no physical tickets will be issued. Present your badge at the door for admittance.



## Fast 5 Session

**Back for 2018!** Taking place on Thursday, November 29, from 1:30 to 2 PM in the Arie Crown Theater, the Fast 5 Session is an engaging, fast-paced opportunity to share new ideas as five speakers each make a five-minute presentation accompanied by slides. Focused on innovative, non-clinical topics illuminating tomorrow's medical imaging discoveries, this session includes presentation topics on AI, patient feedback, mentorship through social media, and more!

## Corporate Symposiums

**Sunday, November 25 to Thursday, November 29**

Attend educational programming provided by industry leaders at McCormick Place during the annual meeting. Please refer to each course description in the online program at *Meeting.RSNA.org* to determine if CME credit is offered for the session and, if so, how to claim credit. CME credit for Corporate Symposiums will be offered through a third party provider.

## Nuclear Medicine/Molecular Imaging

**South Building–Level 5, Rooms S504CD and S505AB**

These rooms will feature educational courses and scientific presentations to facilitate focused study during the week.

A special Molecular Imaging Programs (MIP) Exhibit will feature backboard posters from up to 20 top institutions with strong MI programs, and will be located in the walkway outside the Molecular Imaging classroom. The exhibit is available from Sunday through Thursday 12 – 6 PM.

Discussions of scientific posters and education exhibits in the nuclear medicine/molecular imaging subspecialties will take place in the Learning Center.



## Course Admittance

**Adding courses to your agenda will not reserve your seat.** Seating is available on a first-come, first-served basis; no physical tickets will be issued. Present your badge at the door for admittance.

Exhibitors and family members are allowed access to classrooms, if space permits, after all professional registrants have been seated. CME credit is not tracked or awarded. Exhibitor personnel or family members wishing to obtain CME/CE credit must register as a full conference professional attendee and pay the applicable registration fee.

To uphold the professional and educational standards of the RSNA annual meeting, children under 16 years of age are not permitted in the exhibit halls or sessions and will not receive a badge.

## NEW! SESSION OVERFLOW AREAS

RSNA will provide additional areas to accommodate live broadcast viewing of select popular courses when rooms have reached capacity. Session overflow areas will be offered in the Arie Crown lobby, Lakeside Center East–Level 2 and the Vista Foyer in the South Building–Level 4. Time has also been allocated in the Discovery Theater to broadcast popular live and on-demand virtual sessions.





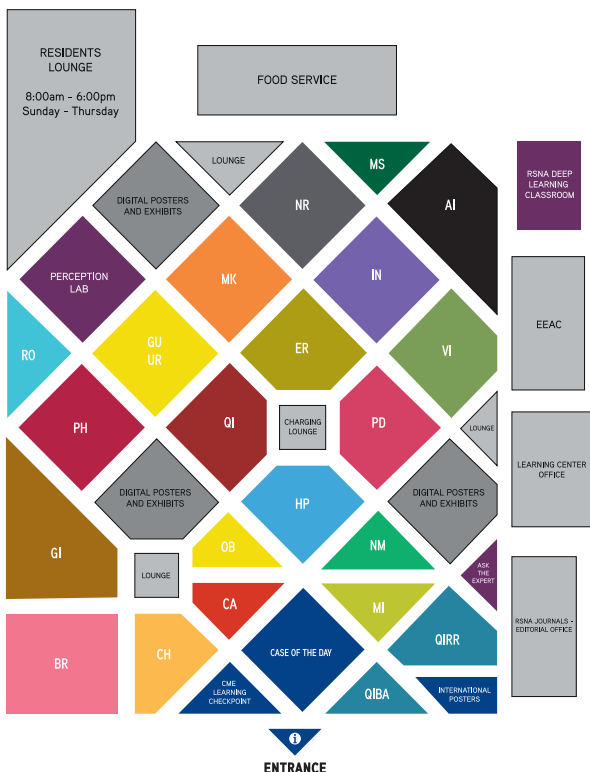
## LEARNING CENTER

### Lakeside Center East-Level 3


























#### HOURS OF OPERATION

Sunday – Thursday ..... 7:30 AM – 6 PM

Friday ..... 7:30 AM – 12:30 PM





	Artificial Intelligence	AI
	Breast	BR
	Cardiac	CA
	Chest	CH
	Education (Case of the Day/CME Learning Checkpoint/International)	ED
	Emergency Radiology	ER
	Gastrointestinal	GI
	Genitourinary & Uroradiology	GU, UR
	Health Services, Policy, Practice & Research	HP
	Informatics	IN
	Molecular Imaging	MI
	Multisystem & Special Interest	MS
	Musculoskeletal	MK
	Neuroradiology/Head & Neck	NR
	Nuclear Medicine	NM
	Obstetrics & Gynecology Radiology	OB
	Pediatric Radiology	PD
	Physics	PH
	Quality Improvement Reports	QI
	Quantitative Imaging Biomarkers Alliance (QIBA)	Q
	Quantitative Imaging Reading Room (QIRR)	Q
	Radiation Oncology & Radiobiology	RO
	Vascular & Interventional	VI
	Demonstrations: <i>Ask the Expert, Perception Lab, RSNA Deep Learning Classroom</i>	
	Digital Posters and Exhibits	



## LEARNING CENTER

### **Deep Learning Classroom, Education Exhibits, Scientific Digital Posters, Quality Improvement Reports, AI, and Informatics**

2,500 science and education digital posters and education exhibits in backboard panel format are on display in the Learning Center along with Informatics presentations and Quality Improvement Reports that describe successful radiology quality initiatives. Authors will be present on assigned days to discuss their findings.

Science presentations and select Education Exhibits are available for *AMA PRA Category 1 Credit™* on Sunday from 12:30 to 1:30 PM and Monday through Thursday from 12:15 to 1:15 PM. Exhibits and science posters will be available at all times for self-study. Digital presentations are available for 24-hour viewing via the Virtual Meeting ([Meeting.RSNA.org/Virtual](http://Meeting.RSNA.org/Virtual)).

### **Medical Image Perception Lab**

Researchers supported by the National Cancer Institute (NCI) will be conducting studies on radiologic image perception at RSNA 2018. RSNA meeting attendees will be able to learn about this important area of research, and if they wish, participate in the studies as volunteers in this lab environment.

### **Quality Improvement Reports Poster Walkthrough**

Join experts in quality improvement in radiology as they walk through the QI posters, highlighting examples of great work and sound methodology. Those who are interested in leading and publishing QI projects in the coming months and years will find this especially valuable. Monday, 3 to 4 PM. This session may be claimed for *AMA PRA Category 1 Credit™*.



## Quantitative Imaging Quantitative Imaging Biomarkers Alliance (QIBA)



The QIBA Kiosk will provide information about the ongoing coalition efforts among clinicians, researchers, government agencies, industry and RSNA to advance the practice of radiology from image interpretation to quantitation.

### Quantitative Imaging Reading Room

See an array of products that integrate quantitative analysis into the image interpretation process.

Exhibits will feature informational posters, computer-based demonstrations and “Meet the Experts” presentations throughout the week. The purpose of these exhibits is educational in nature.

## Case of the Day

Case of the Day is presented electronically in the Learning Center and accessible via the Virtual Meeting ([Meeting.RSNA.org/Virtual](http://Meeting.RSNA.org/Virtual)).

Each day, Sunday through Thursday, a new case in each of 15 categories will be displayed. Attendees may submit a diagnosis for each case at nearby internet stations, on the electronic presentation system or via any web browser at [Meeting.RSNA.org](http://Meeting.RSNA.org). For each correct diagnosis submitted, attendees will receive 0.50 *AMA PRA Category 1 Credit*™.

## CME Learning Checkpoint

Study select RSNA 2017 award-winning exhibits in hard copy format, and then access the corresponding quiz from your mobile device or laptop. Attendees will receive 0.50 *AMA PRA Category 1 Credit*™ for each completed quiz.

## Ask the Expert: Media Production

### Tips and Tricks

Visit with graphic media personnel from a major university radiology department who will provide advice and hands-on instruction on how to manage electronic content in presentations, posters, journal articles, and more.



# IMPORTANT LOCATIONS

## Scientific Program/Refresher Course Committee Office

North Building–Level 4, N426B

1-312-791-6617

### HOURS OF OPERATION

Saturday . . . . . 11 AM – 5 PM

Sunday–Thursday . . . . . 7 AM – 6 PM

This office provides assistance to all instructors and speakers at RSNA 2018.

## Speaker Ready Rooms

North Building–Level 4, N426A

Lakeside Center East–Level 2, E257

### HOURS OF OPERATION

Saturday . . . . . 11 AM – 5:30 PM

Sunday . . . . . 7 AM – 6 PM

Monday–Thursday . . . . . 6:30 AM – 6 PM

Friday (*Lakeside Center East only*) . . . . . 7 AM – 2 PM

## Student Radiographer Theater

North Building–Level 2, Room N227B

### HOURS OF OPERATION

Monday–Tuesday . . . . . 10:30 – 11:30 AM

Monday–Wednesday . . . . . 12:15 – 1:15 PM & 1:30 – 2:30 PM

Pre-invited radiography students will attend special program sessions planned for Monday through Wednesday, providing the latest information on technological advances and career opportunities within radiology.



## Subspecialty & Topic Brochures

As an added convenience, RSNA offers printed specialty content brochures on Level 3 of the Grand Concourse, and in the Connections Center and Learning Center, on Level 3 of Lakeside Center East.

Customizing your RSNA 2018 itinerary is easy with the enhanced sorting capability in Meeting Central. Go to *Meeting.RSNA.org* and click “Browse the Program” to search for scientific presentations and other events by radiologic subspecialty.

Choose a subspecialty of interest to you, view all the related meeting content and add selected courses to *My Agenda* to facilitate your daily meeting plan.





# MAXIMIZE YOUR MEETING EXPERIENCE WITH VIRTUAL MEETING

## Get the most out of RSNA 2018

- 200+ live and on-demand sessions
- CME credit for live and select on-demand courses
- Cases of the Day, scientific presentations, education exhibits
- Access through April 30, 2019

## Upgrade to the Deluxe Package to get Virtual Meeting.

To purchase, log into your registration account at **[RSNA.org/Register](https://www.rsna.org/Register)**

VIRTUAL MEETING  
**RSNA® 2018**  
**TOMORROW'S**  
RADIOLOGY TODAY







# RSNA 2018 VIRTUAL MEETING

Virtual Meeting allows you to get the most out of RSNA 2018. This online platform gives you access to an incredible array of educational programming, scientific presentations, educational exhibits and more both **during and after** the meeting.

Registered Virtual Meeting participants will have access to:

- Valuable content: over 200 live-streamed and on-demand courses
- Extended Access: live programming during the annual meeting and on-demand access through April 30, 2019, at 4 PM Chicago Time
- CME Credit: credit for live-viewed sessions, Case of the Day and select on-demand sessions
- Virtual Community: live chat capabilities allowing you to discuss live course content with colleagues from across the globe.

Visit [RSNA.org/Register](https://rsna.org/Register) to add Virtual Meeting to your registration package any time through April 30, 2019.



## Accessing Virtual Meeting

Registered Virtual Meeting participants can access the RSNA 2018 Virtual Meeting on *Meeting.RSNA.org/Virtual*. Log in using your badge number and password to view live and on-demand content, add Virtual Meeting courses to your agenda, earn CME credit and more!

## Virtual Meeting Support

### Connections Center, Lakeside Center East-Level 3

Stop by the Digital Support booth for assistance with logging in to Virtual Meeting and accessing live and on-demand courses, Case of the Day, scientific sessions and education exhibits.

Can't stop by Digital Support? Contact RSNA for support at *virtual@rsna.org* or visit the help tab on Meeting Central (*Meeting.RSNA.org/Virtual*).

## Virtual Meeting Accreditation and Designation Statement

The Radiological Society of North America (RSNA) is accredited by the Accreditation Council for Continuing Medical Education (ACCME) to provide continuing medical education for physicians. RSNA designates this live activity for a maximum number of 87.75 *AMA PRA Category 1 Credits™*. Physicians should claim only the credit commensurate with the extent of their participation in the activity.

25 courses have been designated for CME credit when consumed on demand following the live session. These courses will be awarded 1.50 *AMA PRA Category 1 Credits™* when viewed on demand through 4 PM on April 30, 2019, and upon successful completion of a test and course evaluation. This Enduring Material has been approved for *AMA PRA Category 1 Credits™*.





## TECHNICAL EXHIBITS

Experience the world's largest medical exhibition of radiologic products and services, as leading manufacturers, suppliers and medical technology developers demonstrate the latest advancements in medical imaging and discuss the radiology products and services you need to enhance operations and improve patient care.

**South Hall A (Booths 1000–5999)**

**North Hall B (Booths 6000–8599)**

### HOURS OF OPERATION

Sunday–Wednesday . . . . . 10 AM – 5 PM

Thursday . . . . . 10 AM – 2 PM

The complete RSNA 2018 Technical Exhibitor List is available online at [Meeting.RSNA.org](http://Meeting.RSNA.org) and via the RSNA 2018 Meeting App before, during and after the meeting. Browse a comprehensive, searchable list of exhibitors and their products or services as well as interactive exhibit hall maps. An abridged version of the exhibitor list with pull-out exhibit hall maps will be available in the Technical Exhibits Guide distributed near the entrance to the Exhibit Halls.



## 3D Printing & Advanced Visualization Showcase

Technical Exhibits, South Hall A, Booth 1968

Sponsored by  **terarecon**

This new showcase focuses on groundbreaking technology in 3D Printing, virtual reality and augmented reality. Interact with the experts at the 3D Showcase Theater and see daily presentations covering this diverse and growing specialty. Daily presentation times are available online at [Meeting.RSNA.org](http://Meeting.RSNA.org) or via the RSNA 2018 Meeting App. Also the RSNA 3D Printing Special Interest Group will conduct presentations Sunday through Wednesday, 2 to 3 PM, on the latest research and innovations in 3D printing for medical applications.

## Machine Learning Showcase

Technical Exhibits, North Hall B, Booth 7367

Sponsored by  **ARTERYS**  
Medical Imaging Cloud AI  Google Cloud

The Machine Learning Showcase returns as an exciting and expanded centerpiece of the exhibit halls! Network directly with nearly 80 companies on the forefront of developments in ML and AI software and products. Learn more about the latest hot topics in AI, machine learning and deep learning at the Machine Learning Theater, featuring daily presentations 11 AM to 2 PM. Visit [Meeting.RSNA.org](http://Meeting.RSNA.org) or the RSNA 2018 Meeting App to view the full theater schedule.

### ML Pneumonia Detection Challenge

View the most successful entries from the Machine Learning Pneumonia Challenge. Using images from a publicly available NIH dataset, teams were invited to develop algorithms to identify and localize pneumonia on chest x-rays. Evaluations took place in October, and the most accurate submissions will be recognized with \$30,000 in prize money and posters describing their methodologies. Posters will be available daily, and an official presentation will take place Monday, November 26, 2 to 3:30 PM.





## First-Time Exhibitor Pavilion

### Technical Exhibits, South Hall A, starting at Booth 1035

Meet first-time exhibitors at the RSNA annual meeting. This destination will gather many first-time exhibitors in one location, while others can be identified by the First Time Exhibitor logo throughout the exhibit halls. Learn what's new in radiology from these innovators ready to introduce their products and services.

## IR Zone

### Technical Exhibits, South Hall A, starting at Booth 1235

Interventional Radiology is at the forefront of innovative medical care. Connect with companies focused on the latest product advancements in image-guided radiology with this entirely new area.

## Start-Up Showcase

### Technical Exhibits, South Hall A, Booth 1158

Innovations in medical imaging are now being introduced on an increasingly accelerated basis. Stay current with new developments and visit the Start-Up Showcase to connect with emerging companies positioned to bring new products and services to market.

## Vendor Workshops

Commercial leaders in the industry have reserved classroom space in the Technical Exhibit Halls to conduct classes on their respective proprietary computer systems. These workshops are not offered for CME credit. See the online Meeting Program at *Meeting.RSNA.org* for a complete schedule of classes and locations.

dmed.ai, North Hall B, Booth 8261

GE Healthcare, North Hall B, Booth 8156

Hologic, Inc., South Hall A, Booth 5524

Siemens Healthineers, South Hall A, Booth 5530

## Publishers Row

### Technical Exhibits, South Hall A, starting at Booth 1000

Shop for educational publications addressing virtually every aspect of medical imaging.



## Recruiters Row

Technical Exhibits, South Hall A, starting at Booth 4173

The annual meeting is the perfect place to connect with organizations offering career opportunities. Visit Recruiters Row to meet with employers recruiting at RSNA.

## ***Daily Bulletin*: Technical Exhibits Focus Section**

Sunday through Wednesday, issues of the *Daily Bulletin*, the official newspaper of the annual meeting, will include a Technical Exhibits Focus section. This section details different products and services each day, including the newest radiologic technology and services available from RSNA 2018 exhibiting companies. The *Daily Bulletin* is available each morning throughout McCormick Place and online at [RSNA.org/Bulletin](http://RSNA.org/Bulletin).



# ENGINEERED TO LEAD

## in Core Needle Biopsy

### BARD® MARQUEE®

Disposable Core Biopsy Instrument

Unparalleled procedural versatility  
from a comprehensive core needle  
offering two firing modes and  
two penetration depths

#### ADJUSTABLE

18 mm and 25 mm  
penetration options

#### POWERFUL

Automatic fire mode

#### PRECISE

Semi-automatic mode



Visit us at Booth 1729, South Hall

Please consult product labels and inserts for complete indications, contraindications, hazards, warnings, precautions and directions for use.

1.800.321.4254 [bardbiopsy.com](http://bardbiopsy.com)

© 2018 BD. BD, the BD Logo and all other trademarks are property of Becton, Dickinson and Company. BPV/CORB/0918/0058



**BAIRD**  
has joined BD





# *Always Discover, Always Develop*

Join RSNA today.

Radiologists look at problems and discover solutions.  
It's what we're good at.

But it takes discipline to keep focused. It takes foresight to  
understand the solutions to tomorrow's problems. It takes  
commitment to develop.

At RSNA, we're dedicated to helping radiologists do just that.

From the best CME in the industry, subscriptions to the  
finest journals in radiology and the world's leading annual  
meeting, your membership means something.  
We help you keep developing.

*Always Discover, Always Develop*  
***RSNA.org/apply***

8:30 am–4:30 pm CT | [membership@rsna.org](mailto:membership@rsna.org)  
1-877-RSNA-MEM (776-2636)  
1-630-571-7873  
*(outside the U.S. or Canada)*



# NETWORKING AND EVENTS

## 5K Fun Run

DuSable Harbor, Chicago

Tuesday, November 27, 6:30 AM



Enjoy a 5k event with your colleagues and help fuel radiologic research. Sign up as a runner or walker for \$40; your sign-up donation will benefit the RSNA R&E Foundation and is fully tax deductible.

Pickup materials and information at the Fun Run Desk in the Grand Concourse—Level 2.5

Sunday & Monday ..... 7:30 AM – 5 PM

- Register
- Receive location information and route map
- Get your t-shirt (while supplies last)

Results will be posted on [RSNA.org/Fun\\_Run](http://RSNA.org/Fun_Run) on Tuesday afternoon.

*Sponsored by:*



KONICA MINOLTA

## Grand Concourse

The Grand Concourse is a central hub linking the North and South Technical Exhibit Halls and connecting you to Lakeside Center East via the Sky Bridge. Several important meeting amenities can be found in this area, from Information, Hotel, Concierge, Fun Run, and Metra desks to First Aid, Business Center, Internet and Charging Stations, a Networking Lounge, and intermittent entertainment. Be sure to take a photo in front of the giant RSNA Letters, a fun way to memorialize your visit! For a complete list of what is included in this area, see the McCormick Place Campus Map on page 37.



## **Radiology Art**

### **Grand Concourse–Level 3**

Appreciate the beauty that can be found in everyday radiology images. RSNA will showcase a collection of our favorite submissions, including some former winners, from Image Contests hosted 2014–2017.

## **Residents Lounge**

### **Learning Center, Lakeside Center East–Level 3**

Residents and Fellows, relax and mingle with colleagues from around the world, and enjoy a complimentary lunch Sunday through Thursday, 12 PM.

## **Trainee Tweet-up**

Network with peers and fellow Twitter users at this in-person gathering hosted by RSNA's Resident and Fellow Committee, held in the Residents Lounge Tuesday, November 27, 4:30 PM. New to Twitter? Meet the people behind the usernames and learn more about the radiology community on social media. Follow along on Twitter using hashtags #RSNA18 and #RSNARFC.

## **Career Services**

The annual meeting is a great place to expand your job search. Capitalize on RSNA career services to find the perfect radiology job or fellowship.

### **Career Connect**

Search postings or create a search agent to receive email notifications as radiology positions become available. Post your resume so employers can view your job experience. Visit [RSNA.org/Careers](https://www.rsna.org/Careers) to get started.

**New this year!** Career Connect offers an innovative new e-networking platform that allows you to connect online and then meet in person! You can indicate that you're at RSNA 2018 and also search for employers that will be onsite and recruiting.

### **Recruiters Row**

Visit the Technical Exhibits South Hall A, starting at booth 4173, to meet with prospective employers.



**First-Time Attendee Orientation**

Discovery Theater, Connections Center,  
Lakeside Center East–Level 3

Learn how to maximize the annual meeting with your peers and RSNA staff. Attend RSNA’s First-Time Attendee Orientation and Welcome on Sunday, November 25, 2 to 3 PM.

**Bistro RSNA-Lunch**

Technical Exhibits, South Hall A  
Technical Exhibits, North Hall B

**HOURS OF OPERATION**

Sunday–Wednesday ..... 11 AM – 2:30 PM  
Thursday\* ..... 10:30 AM – 1:30 PM  
*\*Special Brunch Menu Offered!*

With an extensive healthy menu and ample seating, Bistro RSNA is a convenient option to enjoy a comfortable lunch and network with colleagues. For more information, visit the Bistro Desk in the Grand Concourse, Level 3.



# VISIT THE RSNA SHOP

Located in RSNA Connections Center

---


**Take home great gifts  
for family and staff!**



Clothing, Accessories and Souvenirs.  
Quantities are limited.

**RSNA<sup>®</sup>**  
Radiological Society  
of North America





## CONNECTIONS CENTER

### Connections Center, Lakeside Center East–Level 3

The perfect location to network with colleagues, the RSNA Connections Center is home to the R&E Donor Suite, Discovery Theater, RSNA Shop, Membership & Resources and Digital Support as well as an Information Desk, Fun Photo Booth and expanded lounge seating.

### Digital Support

Visit the Digital Support team to receive one-on-one digital help with Meeting Central, Virtual Meeting, My Agenda, Credit Eval, Diagnosis Live™ or the RSNA 2018 Meeting App. Our friendly staff will also be able to assist you with any mobile connectivity issues, and iOS or Android questions. For your convenience, there are also computers available for your use at the nearby internet station.



## Discovery Theater

Throughout the week, the Discovery Theater will host informative programming, entertainment, and the Diagnosis Live™ Resident Competition. Relax and unwind with a lineup of diverse entertainment, including a performance from renowned mentalist Sean Bott, a rock ‘n’ roll tribute band, dancing troupes and two jazz ensembles—both led by talented RSNA members! Visit [Meeting.RSNA.org](http://Meeting.RSNA.org) to view the full theater schedule.

### Discovery Theater Entertainment

#### Sunday

The Craig Russo Latin Jazz Project  
(Jazz Ensemble). . . . . 11:45 AM – 1:30 PM

#### Monday

Doc Mintz’s Vat of Chocolate  
(Jazz Ensemble). . . . . 12 – 1 PM

#### Tuesday

Sean Bott  
(Mentalist and Comedic Entertainer) . . . . . 12 – 1 PM

Chicago Kingsnakes  
(Chicago Blues) . . . . . 3:30 – 4:30 PM

#### Wednesday

Kaleidoscope Eyes  
(Beatles Tribute Band). . . . . 12 – 1:30 PM

#### Thursday

The Ron Burgundys  
(1960-80’s Tribute Band). . . . . 12 – 1:30 PM

### Lounge Seating

Sit back and unwind between meeting activities. Ample seating is available where you can enjoy nearby café fare, including beer, wine and grab-and-go meals. Meet with friends, experience entertainment from the Discovery Theater, or savor some quiet time. Recharge your smart phones and other devices by connecting to stations built into lounge tables.



## Membership & Resources

Get answers to your questions about membership, journal subscriptions, paying dues and making the most of your membership benefits. Staff will also be available to answer questions on many RSNA services such as international programs, Virtual Meeting, Career Connect and more.

## R&E Donor Suite

Learn more about R&E Foundation activities, including current grant and award recipients, as well as individual, private practice and corporate donors. Donors who have contributed at least \$300, during the giving year or onsite, may visit the Suite for access to computers, a coat room, comfortable furniture and refreshments.

## Ribbon Pickup

Ribbons will be available for pickup during the annual meeting at the self-serve Ribbon Wall. Because some ribbons require controlled distribution, please ask the RSNA Ribbon Wall attendants if you don't see your ribbon(s) and they will be happy to assist you!

## RSNA Fun Photo Booth

Get your complimentary RSNA branded fun photo. Choose from a variety of custom backgrounds including Chicago cityscapes and RSNA themes. Take an individual photo, or invite colleagues to create a keepsake memory of RSNA 2018. Sunday through Wednesday, 9 AM to 5 PM.

## RSNA Shop

The RSNA Shop is your go-to resource for RSNA branded merchandise and apparel. Branded items this year include holiday ornaments, water bottles, scarves, ties, luggage tags, t-shirts, fleece, power banks and more. Remember to get a plush stuffed animal for the kids!





## MCCORMICK PLACE DIRECTORY & MAPS

### McCormick Place Parking Garages

McCormick Place parking garages do not offer in-and-out privileges. Fees may be paid with VISA, MasterCard or American Express.

For parking at the North and South Buildings, use Lot A, also known as Martin Luther King Self Park/MLK, located at 2301 S. Prairie Ave. Lot A is automated and open 24/7. The parking rate is \$23 for up to 16 hours. After 16 hours, the price is \$36/day. Overnight parking is available in Lot A.

For parking at the Lakeside Center East, use Lot C, also known as Lakeside Garage, located on Fort Dearborn Dr. Lot C is open for entry 5 AM to 7 PM. The parking rate is \$23/day. Overnight parking is not available in Lot C.

For economy parking, (requires a short walk to the closest entry—South Building), use Lot B, also known as 31st Street Lot located at 3050 South Moe Drive. The parking rate is \$15/day. Overnight parking is not available in Lot B.

### Pre-Paid Parking

A limited number of prepaid guaranteed parking spaces are available at McCormick Place for \$36 per day by advance order of an Attendee Parking Permit. This permit allows access to the garages with in-and-out privileges. Parking spaces are guaranteed even if lots fill to capacity. To reserve a pre-paid parking space, visit [McCormickPlace.clickandpark.com](http://McCormickPlace.clickandpark.com).



## LAKESIDE CENTER EAST

### Level 1

First Aid

### Level 2

Airport Express, Gate 37  
Arie Crown Theater  
Attendee Meeting Materials  
Business Center  
Charging Station  
Coat and Luggage Check  
Mamava Nursing Pod  
Meeting Rooms, E250-E272  
Networking Lounge  
Registration & Badge Pickup  
Rideshare (Uber/Lyft), Gate 38  
Session Overflow Area  
Shuttle Bus, Gates 31-34  
Speaker Ready Room, E257  
Taxi, Gate 30

### Level 3

Meeting Rooms, E350-E353  
RSNA Connections Center

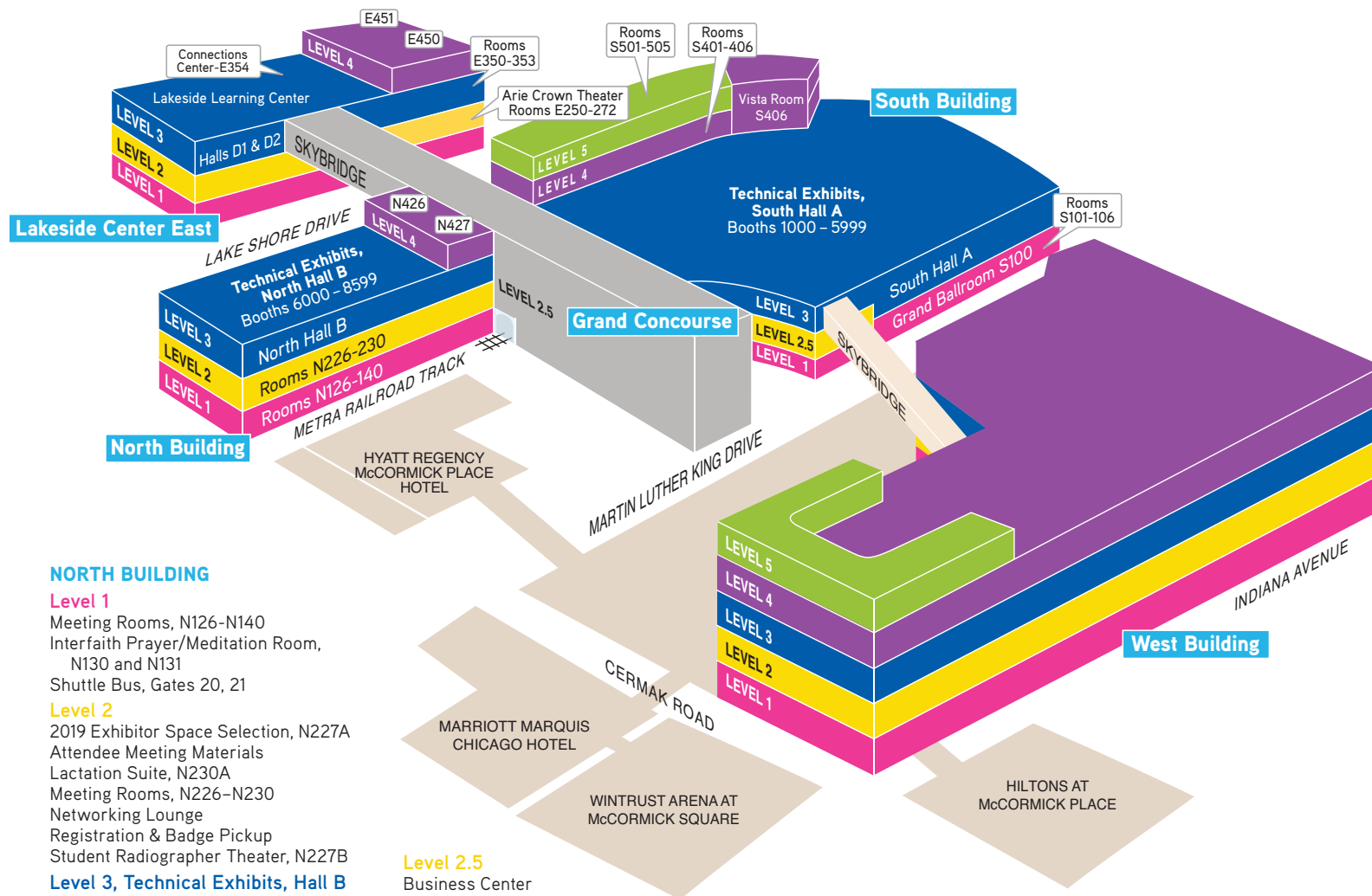
*Digital Support*  
*Discovery Theater*  
*Information Desk*  
*Internet Station*  
*Membership & Resources*  
*Networking Lounge*  
*Ribbon Pickup*  
*R&E Donor Suite*  
*RSNA Fun Photo Booth*  
*RSNA Shop*  
*Subspecialty & Topic Brochures*

### Level 3, Learning Center

Deep Learning Classroom  
Ask the Expert  
Case of the Day  
Charging Station  
CME Learning Checkpoint  
Digital Posters  
Education Exhibits  
International Posters  
Internet Station  
Medical Image Perception Lab  
Networking Lounge  
Quantitative Imaging Biomarkers  
Alliance (QIBA)  
Quantitative Imaging Reading Room (QIRR)  
Residents Lounge  
RSNA Journals - Editorial Offices  
Subspecialty & Topic Brochures

### Level 4

Meeting Rooms, E450-E451



## NORTH BUILDING

### Level 1

Meeting Rooms, N126-N140  
Interfaith Prayer/Meditation Room,  
N130 and N131  
Shuttle Bus, Gates 20, 21

### Level 2

2019 Exhibitor Space Selection, N227A  
Attendee Meeting Materials  
Lactation Suite, N230A  
Meeting Rooms, N226-N230  
Networking Lounge  
Registration & Badge Pickup  
Student Radiographer Theater, N227B

### Level 3, Technical Exhibits, Hall B

Bistro RSNA  
Lost & Found  
Machine Learning Showcase & Theater  
Technical Exhibits (Booths 6000-8599)  
Vendor Workshops (Booth 8156, 8261)

### Level 4

RSNA Board of Directors Office, N427B  
Scientific Program/Refresher Course  
Committee Office, N426B  
Speaker Ready Room, N426A

## GRAND CONCOURSE

### Level 1

Coat & Luggage Check  
Limousine Pickup, Gate 27  
Private Charters, Gate 26

### Level 2.5

Business Center  
Charging Station  
First Aid  
Fun Run Desk  
Internet Station  
Mamava Nursing Pod  
Metra Train

### Level 3

Charging Station  
Concierge Desk/Restaurant &  
Bistro Reservations  
Hotel Services Desk  
Information Desk  
Internet Station  
Networking Lounge  
Radiology Art  
Subspecialty & Topic Brochures

## SOUTH BUILDING

### Level 1

Airport Express, Gate 3  
Attendee Meeting Materials  
Childcare - Camp RSNA, S106A  
Coat and Luggage Check, S100 & Gate 4  
Meeting Rooms, S100-S106  
Registration & Badge Pickup  
Rideshare (Uber/Lyft), Gate 4.5  
Shuttle Bus, Gates 1, 2, 3  
Taxi, Gate 4

### Level 3, Technical Exhibits, Hall A

3D Printing & Advanced Visualization  
Showcase

Bistro RSNA  
First-Time Exhibitor Pavilion  
IR Zone  
Newsroom  
Publishers Row  
Recruiters Row  
Start-Up Showcase  
Technical Exhibits (Booths 1000-5999)  
Vendor Workshops (Booths 5524, 5530)

### Level 4

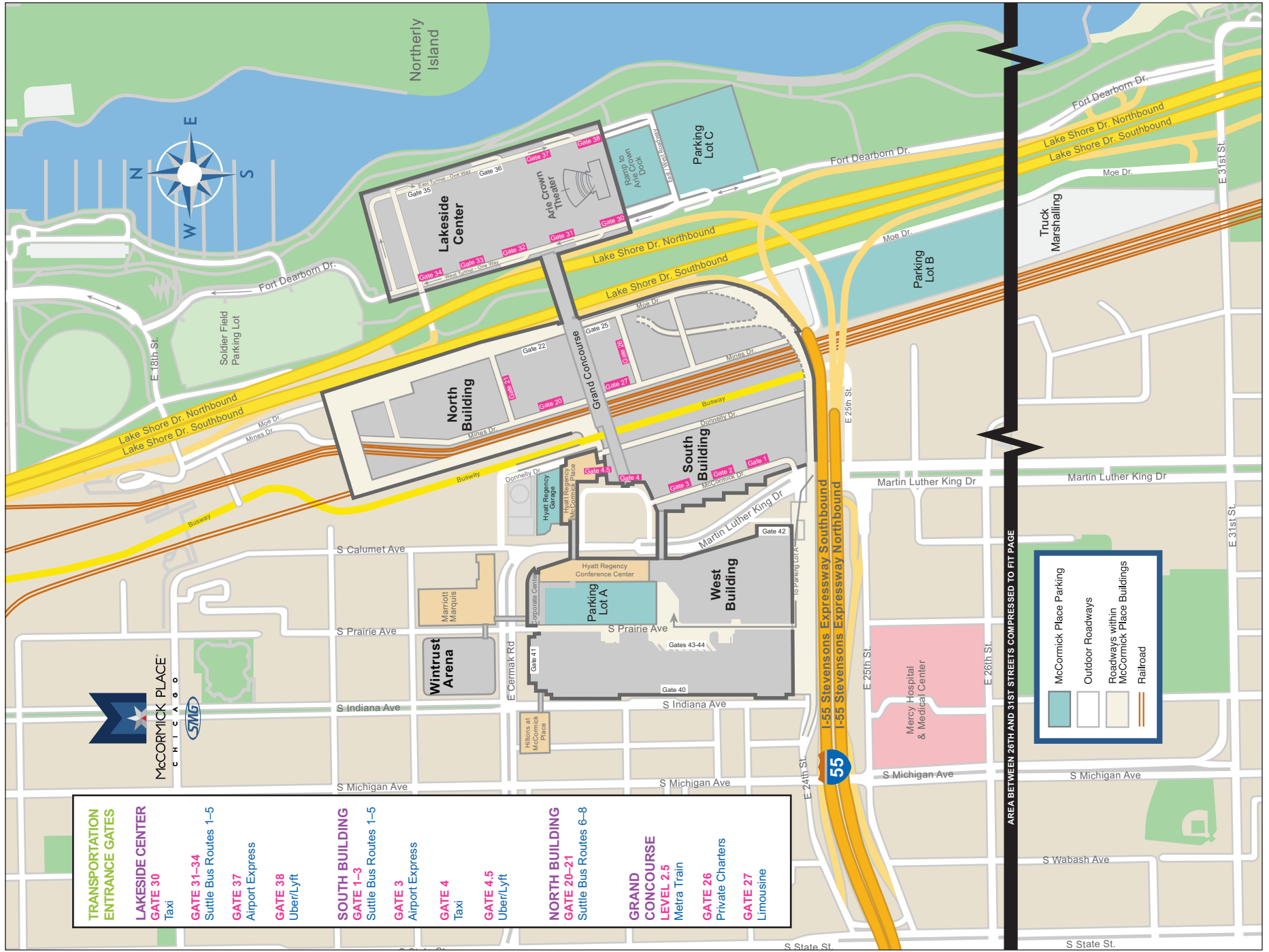
Charging Station  
Meeting Rooms, S401-S406  
Session Overflow Area

### Level 5

Meeting Rooms, S501-S505



# mccormick place area map





## TRANSPORTATION LOCATIONS AT MCCORMICK PLACE

	Lakeside Center	South Building	North Building	Grand Concourse
Shuttle Bus Service	Gates 31, 32, 33, 34 (Routes 1-5)	Gates 1, 2, 3 (Routes 1-5)	Gates 20, 21 (Routes 6-8)	
Metra Train				Level 2.5
Taxi	Gate 30	Gate 4		
Limousine				Gate 27
Airport Express	Gate 37	Gate 3		
Private Charters				Gate 26
Uber/Lyft	Gate 38	Gate 4.5		

For convenient access to transit wait times, download the RSNA 2018 Meeting App and click on the “transportation” link.



## SHUTTLE BUS SERVICE

RSNA provides complimentary shuttle bus service between official RSNA 2018 hotels and McCormick Place. Shuttle buses make multiple stops before reaching McCormick Place; before boarding, check bus signage to confirm your destination. Allow a minimum of 40 to 50 minutes from the hotel to the convention center to allow for inclement weather or traffic. *For convenient access to transit wait times, download the RSNA 2018 Meeting App and click on the “transportation” link.*

Familiarize yourself with your hotel’s shuttle bus pick-up and drop-off locations and note that your hotel’s pick-up and drop-off location may be at another hotel nearby. Visit the interactive hotel map on the Info tab at *Meeting.RSNA.org*, or download the RSNA 2018 Meeting App for access to detailed schedules and transit wait times.

### HOURS OF OPERATION

#### Morning Service to McCormick Place

##### *Departing Official Hotels every 15 to 20 minutes*

Sunday–Thursday . . . . .	7:15 – 10:30 AM
Friday* . . . . .	7:15 – 10:15 AM

#### Midday Service to and from Official Hotels

##### *Departing McCormick Place every 30 minutes*

Saturday* . . . . .	10:30 AM – 5:30 PM
Sunday–Thursday . . . . .	10:30 AM – 4 PM
Friday* . . . . .	10:15 AM – 3:30 PM

#### Evening Service to Official Hotels

##### *Departing McCormick Place every 15 to 20 minutes*

Sunday–Thursday . . . . .	4 – 6:30 PM
---------------------------	-------------

\* Shuttle service for Routes 1–8 is provided to and from Lakeside Center only.



## Shuttle Service for Early Sessions

For those attending 7:15 AM sessions, shuttle service will be provided to McCormick Place, Lakeside Center only, Sunday to Friday.

Please see the sign in your hotel lobby for exact departure times.

## McCormick Place and Hotel Shuttle Locations

### South Building, Level 1

#### McCormick Place Gates 1–3

Board buses with a **YELLOW** sign (routes 1–5).

### Lakeside Center East, Level 2

#### McCormick Place Gates 31–34

Board buses with a **BLUE** sign (routes 1–5).

### North Building, Level 1

#### McCormick Place Gates 20 and 21

Board buses with an **ORANGE** sign (routes 6–8).

## Hotel Shuttle Information and Special-Needs Transportation

Please call 1-877-899-0986 for hotel shuttle information and special-needs transportation. ADA-compliant equipment is available during regularly scheduled shuttle hours. Reservations should be made at least 20 minutes in advance of desired pick up time.

Transportation managed by:



## Express Shuttle Bus and Taxi Boarding

Sunday–Tuesday ..... 5 – 6:30 PM

R&E Foundation donors who have contributed \$1,500 or more during the current giving year may receive priority shuttle bus and taxi boarding during the evening rush hour. Present your donor boarding pass at the R&E Foundation Express Boarding Desk located at the Grand Concourse–Level 1, Gate 4. Boarding passes and other donor benefits will also be available to those who donate at the R&E Foundation Donor Suite.





## Shuttle Bus Route & Boarding Location Information

Hotel	Route #	Boarding Point	Boarding Gate at McCormick Place
<b>AC Hotel Chicago Downtown</b> 630 N. Rush Street (312) 981-6600	3	NW Corner of Grand Ave. & Rush St.	Lakeside 32, South 2
<b>Acme Hotel Company Chicago</b> 15 E. Ohio Street (312) 894-0800	3	At Hilton Garden Inn, Front Entrance	Lakeside 32, South 2
<b>Alise Chicago – A Staypinapple Hotel</b> 1 W. Washington Street (312) 782-1111	1	At Palmer House Hilton Hotel, Wabash Ave. Entrance	Lakeside 31, South 3
<b>Allegro Chicago, A Kimpton Hotel</b> 171 W. Randolph Street (312) 236-0123	6	Front Entrance Across Randolph St.	North 21
<b>Allerton, A Warwick Hotel</b> 701 N. Michigan Avenue (312) 440-1500	4	Front Entrance	Lakeside 33, South 2
<b>ALOFT Chicago City Center</b> 515 N. Clark Street (312) 661-1000	3	SE Corner of Illinois St. & State St.	Lakeside 32, South 2
<b>Best Western Grant Park Hotel</b> 1100 S. Michigan Avenue (312) 922-2900	1	At Hilton Chicago, 8th St. Entrance	Lakeside 31, South 3
<b>Best Western River North Hotel</b> 125 W. Ohio Street (312) 467-0800	6	Ohio St. Entrance	North 21
<b>The Blackstone Hotel</b> 636 S. Michigan Avenue (312) 447-0955	1	At Hilton Chicago, 8th St. Entrance	Lakeside 31, South 3
<b>Cambria Chicago Magnificent Mile</b> 166 E. Superior Street (312) 787-6000	4	At Allerton, A Warwick Hotel, Front Entrance	Lakeside 33, South 2
<b>Chicago Athletic Association Hotel</b> 12 S. Michigan Avenue (312) 940-3552	1	At Palmer House Hilton Hotel, Wabash Ave. Entrance	Lakeside 31, South 3
<b>Congress Plaza Hotel</b> 520 S. Michigan Avenue (312) 427-3800	1	Front Entrance	Lakeside 31, South 3
<b>Conrad Hotel</b> 101 E. Erie Street (312) 667-6700	4	At Allerton, A Warwick Hotel, Front Entrance	Lakeside 33, South 2
<b>Courtyard Chicago Downtown Magnificent Mile</b> 165 E. Ontario Street (312) 573-0800	5	At Inn of Chicago, St. Clair St. Entrance	Lakeside 34, South 1
<b>Courtyard Chicago Downtown River North</b> 30 E. Hubbard Street (312) 329-2500	3	SE Corner of Illinois St. & State St.	Lakeside 32, South 2



## Shuttle Bus Route & Boarding Location Information

Hotel	Route #	Boarding Point	Boarding Gate at McCormick Place
<b>Dana Hotel and Spa</b> 660 N. State Street (312) 202-6000	7	Front Entrance	North 20
<b>DoubleTree Hotel Chicago Magnificent Mile</b> 300 E. Ohio Street (312) 787-6100	5	Fairbanks Ct. Entrance	Lakeside 34, South 1
<b>Drake Hotel</b> 140 E. Walton Place (312) 787-2200	4	At Westin Michigan Avenue Hotel, Front Entrance Across Delaware Pl.	Lakeside 33, South 2
<b>Embassy Suites Chicago Downtown/Magnificent Mile</b> 511 N. Columbus Drive (312) 836-5900	5	At Sheraton Grand Chicago, Front Entrance Across N. Water St.	Lakeside 34, South 1
<b>Embassy Suites Hotel – Chicago Downtown</b> 600 N. State Street (312) 943-3800	3	At Hilton Garden Inn, Front Entrance	Lakeside 32, South 2
<b>Fairfield Inn &amp; Suites</b> 216 E. Ontario Street (312) 787-3777	5	Front Entrance	Lakeside 34, South 1
<b>Fairfield Inn &amp; Suites River North</b> 60 W. Illinois Street (312) 836-1700	3	SE Corner of Illinois St. & State St.	Lakeside 32, South 2
<b>Fairmont Hotel Chicago</b> 200 N. Columbus Drive (312) 565-8000	2	Curbside on Columbus Dr.	Lakeside 32, South 3
<b>Four Seasons Hotel</b> 120 E. Delaware Place (312) 280-8800	4	At Westin Michigan Avenue Hotel, Front Entrance Across Delaware Pl.	Lakeside 33, South 2
<b>The Gray, A Kimpton Hotel</b> 122 W. Monroe Street (312) 750-9012	8	At W Chicago City Center Hotel, Front Entrance	North 20
<b>The Gwen, a Luxury Collection Hotel, Chicago</b> 521 N. Rush Street (312) 645-1500	3	NW Corner of Grand Ave. & Rush St.	Lakeside 32, South 2
<b>Hampton Inn &amp; Suites</b> 33 W. Illinois Street (312) 832-0330	3	SE Corner of Illinois St. & State St.	Lakeside 32, South 2
<b>Hampton Inn by Hilton Chicago McCormick Place</b> 123 E. Cermak Road, #100 (312) 528-0122	N/A	Walking Distance to McCormick Place	N/A
<b>Hampton Inn Chicago Downtown Magnificent Mile</b> 160 E. Huron Street (312) 706-0888	4	At Allerton, A Warwick Hotel, Front Entrance	Lakeside 33, South 2
<b>Hampton Majestic</b> 22 W. Monroe Street (312) 332-5052	1	At Palmer House Hilton Hotel, Wabash Ave. Entrance	Lakeside 31, South 3



## Shuttle Bus Route & Boarding Location Information

Hotel	Route #	Boarding Point	Boarding Gate at McCormick Place
<b>Hilton Chicago</b> 720 S. Michigan Avenue (312) 922-4400	1	8th St. Entrance	Lakeside 31, South 3
<b>Hilton Garden Inn Chicago McCormick Place</b> 123 E. Cermak Road, #300 (312) 791-1121	N/A	Walking Distance to McCormick Place	N/A
<b>Hilton Garden Inn Magnificent Mile</b> 10 E. Grand Avenue (312) 595-0000	3	Front Entrance	Lakeside 32, South 2
<b>Hilton Suites</b> 198 E. Delaware Place (312) 664-1100	4	At Westin Michigan Avenue Hotel, Front Entrance Across Delaware Pl.	Lakeside 33, South 2
<b>Holiday Inn &amp; Suites</b> 506 W. Harrison Street (312) 957-9100	8	SW Corner of Harrison St. & Canal St.	North 20
<b>Holiday Inn Mart Plaza</b> 350 W. Mart Center Drive (312) 836-5000	6	Curbside on Orleans St., Mart Side	North 21
<b>Home2Suites Chicago</b> 123 E. Cermak Road, #200 (312) 528-0210	N/A	Walking Distance to McCormick Place	N/A
<b>Homewood Suites By Hilton</b> 40 E. Grand Avenue (312) 644-2222	3	NW Corner of Grand Ave. & Rush St.	Lakeside 32, South 2
<b>Homewood Suites Chicago Downtown Magnificent Mile</b> 152 E. Huron Street (312) 585-9333	4	At Allerton, A Warwick Hotel, Front Entrance	Lakeside 33, South 2
<b>Hostelling International – Chicago</b> 24 E. Congress Parkway (312) 360-0300	1	At Congress Plaza Hotel, Front Entrance	Lakeside 31, South 3
<b>Hotel Cass – A Holiday Inn Express</b> 640 N. Wabash Avenue (312) 787-4030	3	At Hilton Garden Inn, Front Entrance	Lakeside 32, South 2
<b>Hotel Chicago Downtown</b> 333 N. Dearborn Street (312) 245-0333	6	At Westin River North Chicago Hotel, Clark St. Driveway Across Clark St.	North 21
<b>Hotel Felix</b> 111 W. Huron Street (312) 447-3440	7	At Dana Hotel and Spa, Front Entrance	North 20
<b>Hyatt Centric Chicago Magnificent Mile</b> 633 N. St. Clair Street (312) 787-1234	5	At Fairfield Inn & Suites, Front Entrance	Lakeside 34, South 1
<b>Hyatt Place Chicago River North</b> 66 W. Illinois Street (312) 755-1600	3	SE Corner of Illinois St. & State St.	Lakeside 32, South 2



## Shuttle Bus Route & Boarding Location Information

Hotel	Route #	Boarding Point	Boarding Gate at McCormick Place
<b>Hyatt Regency Chicago Hotel</b> 151 E. Wacker Drive (312) 565-1234	2	Curbside on Wacker Dr., East Tower Entrance	Lakeside 32, South 3
<b>Hyatt Regency McCormick Place Hotel</b> 2233 S. King Drive (312) 567-1234	N/A	Walking Distance to McCormick Place	N/A
<b>Inn of Chicago</b> 162 E. Ohio Street (312) 787-3100	5	St. Clair St. Entrance	Lakeside 34, South 1
<b>InterContinental Hotel Chicago</b> 505 N. Michigan Avenue (312) 944-4100	3	Illinois St. Entrance	Lakeside 32, South 2
<b>James Hotel</b> 55 E. Ontario Street (312) 337-1000	3	NW Corner of Grand Ave. & Rush St.	Lakeside 32, South 2
<b>JW Marriott</b> 151 W. Adams Street (312) 660-8200	8	At W Chicago City Center Hotel, Front Entrance	North 20
<b>Kinzie Hotel Chicago</b> 20 W. Kinzie Street (312) 395-9000	3	SE Corner of Illinois St. & State St.	Lakeside 32, South 2
<b>The Langham, Chicago</b> 330 N. Wabash Avenue (312) 923-9988	2	At Wyndham Grand Chicago Riverfront, Front Entrance	Lakeside 32, South 3
<b>Loews Hotel Chicago</b> 455 N. Park Drive (312) 840-6600	5	At Sheraton Grand Chicago, Front Entrance Across N. Water St.	Lakeside 34, South 1
<b>LondonHouse, Chicago</b> 85 E. Upper Wacker Drive (312) 357-1200	2	At Wyndham Grand Chicago Riverfront, Front Entrance	Lakeside 32, South 3
<b>Marriott Downtown Magnificent Mile</b> 540 N. Michigan Avenue (312) 836-0100	3	NW Corner of Grand Ave. & Rush St.	Lakeside 32, South 2
<b>Marriott Marquis Chicago</b> 2121 S. Prairie Ave. (312) 824-0500	N/A	Walking Distance to McCormick Place	N/A
<b>Millennium Knickerbocker Hotel</b> 163 E. Walton Place (312) 751-8100	4	At Westin Michigan Avenue Hotel, Front Entrance Across Delaware Pl.	Lakeside 33, South 2
<b>Monaco Chicago, A Kimpton Hotel</b> 225 N. Wabash Avenue (312) 960-8500	2	At Wyndham Grand Chicago Riverfront, Front Entrance	Lakeside 32, South 3
<b>Omni Chicago Hotel</b> 676 N. Michigan Avenue (312) 944-6664	4	At Allerton, A Warwick Hotel, Front Entrance	Lakeside 33, South 2
<b>Palmer House Hilton Hotel</b> 17 E. Monroe Street (312) 726-7500	1	Wabash Ave. Entrance	Lakeside 31, South 3

## Shuttle Bus Route & Boarding Location Information

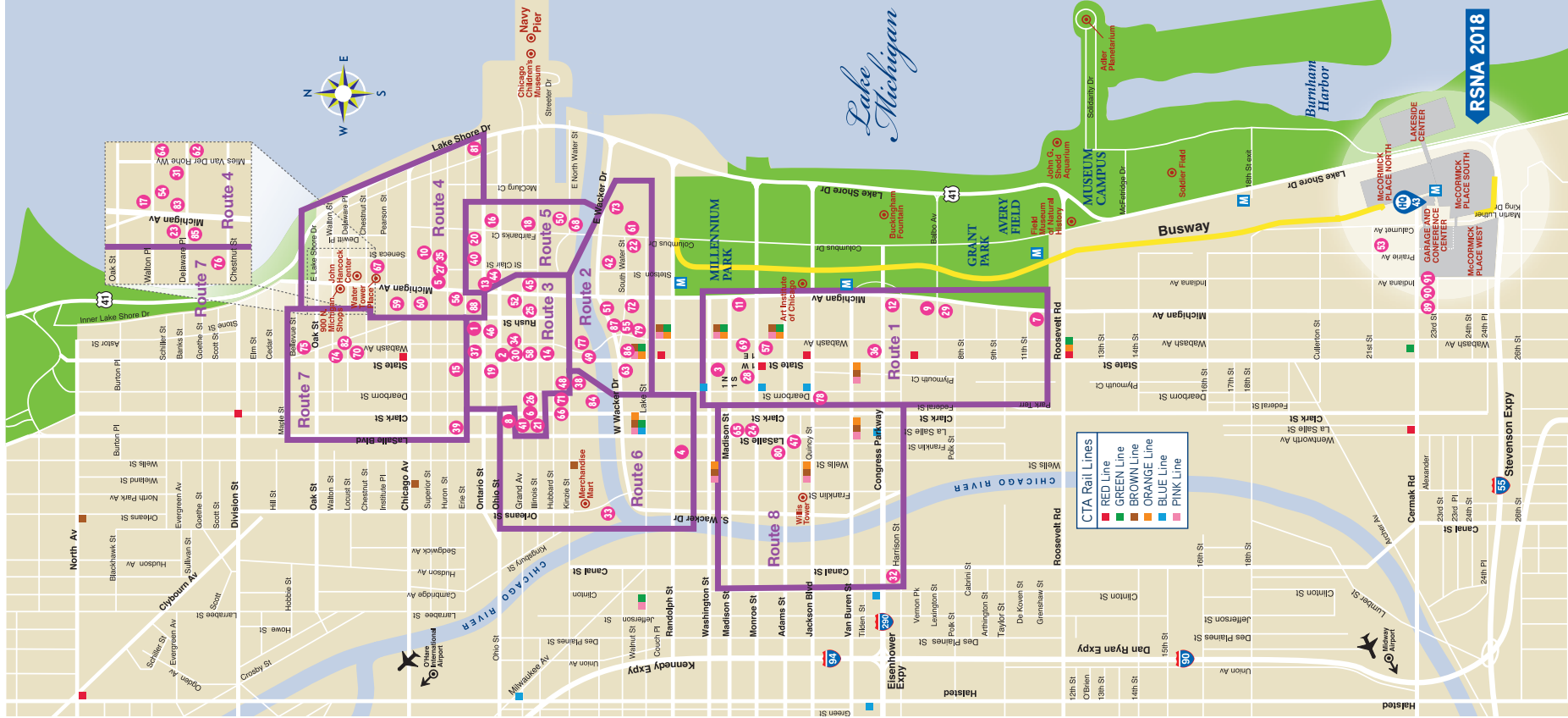
Hotel	Route #	Boarding Point	Boarding Gate at McCormick Place
<b>Palomar Chicago, A Kimpton Hotel</b> 505 N. State Street (312) 755-9703	3	SE Corner of Illinois St. & State St.	Lakeside 32, South 2
<b>Park Hyatt Hotel</b> 800 N. Michigan Avenue (312) 335-1234	4	At Westin Michigan Avenue Hotel, Front Entrance Across Delaware Pl.	Lakeside 33, South 2
<b>Peninsula Hotel</b> 108 E. Superior Street (312) 337-2888	4	At Allerton, A Warwick Hotel, Front Entrance	Lakeside 33, South 2
<b>Radisson Blu Aqua Hotel Chicago</b> 221 N. Columbus Drive (312) 565-5258	2	At Fairmont Hotel Chicago, Curbside on Columbus Dr.	Lakeside 32, South 3
<b>Raffaello Hotel</b> 201 E. Delaware Place (312) 943-5000	4	At Westin Michigan Avenue Hotel, Front Entrance Across Delaware Pl.	Lakeside 33, South 2
<b>Renaissance Chicago Hotel</b> 1 W. Wacker Drive (312) 372-7200	2	Curbside on Wacker Dr.	Lakeside 32, South 3
<b>Residence Inn by Marriott Magnificent Mile</b> 201 E. Walton Place (312) 943-9800	4	At Westin Michigan Avenue Hotel, Front Entrance Across Delaware Pl.	Lakeside 33, South 2
<b>Residence Inn Chicago Downtown Loop</b> 11 S. LaSalle Street (312) 223-8500	8	At W Chicago City Center Hotel, Front Entrance	North 20
<b>Residence Inn Chicago Downtown River North</b> 410 N. Dearborn Street (312) 494-9301	6	At Westin River North Chicago Hotel, Clark St. Driveway Across Clark St.	North 21
<b>Ritz-Carlton Chicago Hotel</b> 160 E. Pearson Street (312) 266-1000	4	At Westin Michigan Avenue Hotel, Front Entrance Across Delaware Pl.	Lakeside 33, South 2
<b>Sheraton Grand Chicago</b> 301 E. North Water Street (312) 464-1000	5	Front Entrance Across North Water St.	Lakeside 34, South 1
<b>Silversmith Hotel</b> 10 S. Wabash Avenue (312) 372-7696	1	At Palmer House Hilton Hotel, Wabash Ave. Entrance	Lakeside 31, South 3
<b>Sofitel Chicago Water Tower Hotel</b> 20 E. Chestnut Street (312) 324-4000	7	Curbside on State St. at Chestnut St., Heading South	North 20
<b>Springhill Suites Chicago Downtown River North</b> 410 N. Dearborn Street (312) 644-4071	6	At Westin River North Chicago Hotel, Clark St. Driveway Across Clark St.	North 21
<b>St. Jane Chicago</b> 230 N. Michigan Avenue (312) 345-1000	2	At Wyndham Grand Chicago Riverfront, Front Entrance	Lakeside 32, South 3

## Shuttle Bus Route & Boarding Location Information

Hotel	Route #	Boarding Point	Boarding Gate at McCormick Place
<b>Swissôtel Chicago</b> 323 E. Wacker Drive (312) 565-0565	2	At Hyatt Regency Chicago Hotel, Curbside on Wacker Dr., East Tower Entrance	Lakeside 32, South 3
<b>Talbott Hotel</b> 20 E. Delaware Place (312) 944-4970	7	Curbside on State St. at Chestnut St., Heading South	North 20
<b>Thompson Chicago</b> 21 E. Bellevue Street (312) 266-2100	7	Curbside on State St. at Bellevue Pl., Heading South	North 20
<b>Tremont Hotel</b> 100 E. Chestnut Street (312) 751-1900	7	Curbside on State St. at Chestnut St., Heading South	North 20
<b>Trump International Hotel and Tower</b> 401 N. Wabash Avenue (312) 588-8000	2	At Wyndham Grand Chicago Riverfront, Front Entrance	Lakeside 32, South 3
<b>Union League Club</b> 65 W. Jackson Boulevard (312) 427-7800	1	At Palmer House Hilton Hotel, Wabash Ave. Entrance	Lakeside 31, South 3
<b>Virgin Hotels Chicago</b> 203 N. Wabash Avenue (312) 940-4400	2	At Wyndham Grand Chicago Riverfront, Front Entrance	Lakeside 32, South 3
<b>W Chicago City Center Hotel</b> 172 W. Adams Street (312) 332-1200	8	Front Entrance	North 20
<b>W Lake Shore Drive Hotel</b> 644 N. Lake Shore Drive (312) 943-9200	4	Front Entrance, Curbside on Lakeshore Dr.	Lakeside 33, South 2
<b>Waldorf Astoria Chicago</b> 11 E. Walton Street (312) 646-1300	7	Curbside on State St. at Chestnut St., Heading South	North 20
<b>Westin Michigan Avenue Hotel</b> 909 N. Michigan Avenue (312) 943-7200	4	Front Entrance Across Delaware Pl.	Lakeside 33, South 2
<b>Westin River North Chicago Hotel</b> 320 N. Dearborn Street (312) 744-1900	6	Clark St. Driveway Across Clark St.	North 21
<b>Whitehall Hotel</b> 105 E. Delaware Place (312) 944-6300	4	At Westin Michigan Avenue Hotel, Front Entrance Across Delaware Pl.	Lakeside 33, South 2
<b>theWit Chicago</b> 201 N. State Street (312) 467-0200	2	At Renaissance Chicago Hotel, Curbside on Wacker Dr.	Lakeside 32, South 3
<b>Wyndham Grand Chicago Riverfront</b> 71 E. Wacker Drive (312) 346-7100	2	Front Entrance	Lakeside 32, South 3



# DOWNTOWN CHICAGO HOTELS AND SHUTTLE BUS ROUTES



Hyatt Regency McCormick Place Hotel *Headquarters Hotel*

- |  |   |
|--|---|
| 1 AC Hotel Chicago Downtown                          | 45 InterContinental Hotel Chicago                 |
| 2 Acme Hotel Company Chicago                         | 46 James Hotel                                    |
| 3 Alise Chicago - A Staypinapple Hotel               | 47 JW Marriott                                    |
| 4 Allegro Chicago, A Kimpton Hotel                   | 48 Kinzie Hotel Chicago                           |
| 5 Allerton, A Warwick Hotel                          | 49 The Langham, Chicago                           |
| 6 ALOFT Chicago City Center                          | 50 Loews Hotel Chicago                            |
| 7 Best Western Grant Park Hotel                      | 51 LondonHouse, Chicago                           |
| 8 Best Western River North Hotel                     | 52 Marriott Downtown Magnificent Mile             |
| 9 The Blackstone Hotel                               | 53 Marriott Marquis Chicago                       |
| 10 Cambria Chicago Magnificent Mile                  | 54 Millennium Knickerbocker Hotel                 |
| 11 Chicago Athletic Association Hotel                | 55 Monaco Chicago, A Kimpton Hotel                |
| 12 Congress Plaza Hotel                              | 56 Omni Chicago Hotel                             |
| 13 Courtyard Chicago                                 | 57 Palmer House Hilton Hotel                      |
| 14 Courtyard Chicago Downtown River North            | 58 Palomar Chicago, A Kimpton Hotel               |
| 15 Dana Hotel and Spa                                | 59 Park Hyatt Hotel                               |
| 16 DoubleTree Hotel Chicago Magnificent Mile         | 60 Peninsula Hotel                                |
| 17 Drake Hotel                                       | 61 Radisson Blu Aqua Hotel Chicago                |
| 18 Embassy Suites Chicago Downtown Magnificent Mile  | 62 Raffaello Hotel                                |
| 19 Embassy Suites Hotel - Chicago Downtown           | 63 Renaissance Chicago Hotel                      |
| 20 Fairfield Inn & Suites                            | 64 Residence Inn By Marriott Magnificent Mile     |
| 21 Fairfield Inn & Suites River North                | 65 Residence Inn Chicago Downtown Loop            |
| 22 Fairmont Hotel Chicago                            | 66 Residence Inn Chicago Downtown River North     |
| 23 Four Seasons Hotel                                | 67 Ritz-Carlton Chicago Hotel                     |
| 24 The Gray, A Kimpton Hotel                         | 68 Sheraton Grand Chicago                         |
| 25 The Gwen, a Luxury Collection Hotel, Chicago      | 69 Silversmith Hotel                              |
| 26 Hampton Inn & Suites                              | 70 Sofitel Chicago Water Tower Hotel              |
| 27 Hampton Inn Chicago Downtown Magnificent Mile     | 71 Springhill Suites Chicago Downtown River North |
| 28 Hampton Majestic                                  | 72 St. Jane Chicago                               |
| 29 Hilton Chicago                                    | 73 Swissotel Chicago                              |
| 30 Hilton Garden Inn - Magnificent Mile              | 74 Talbot Hotel                                   |
| 31 Hilton Suites                                     | 75 Thompson Chicago                               |
| 32 Holiday Inn & Suites                              | 76 Tremont Hotel                                  |
| 33 Holiday Inn Mart Plaza                            | 77 Trump International Hotel and Tower            |
| 34 Homewood Suites By Hilton                         | 78 Union League Club                              |
| 35 Homewood Suites Chicago Downtown Magnificent Mile | 79 Virgin Hotels Chicago                          |
| 36 Hostelling International - Chicago                | 80 W Chicago City Center Hotel                    |
| 37 Hotel Cass - A Holiday Inn Express                | 81 W Lake Shore Drive Hotel                       |
| 38 Hotel Chicago Downtown                            | 82 Waldorf Astoria Chicago                        |
| 39 Hotel Felix                                       | 83 Westin Michigan Avenue Hotel                   |
| 40 Hyatt Centric Chicago Magnificent Mile            | 84 Westin River North Chicago Hotel               |
| 41 Hyatt Place Chicago River North                   | 85 Whitehall Hotel                                |
| 42 Hyatt Regency Chicago Hotel                       | 86 theWit   |
| 43 Hyatt Regency McCormick Place Hotel               | 87 Wyndham Grand Chicago Riverfront               |
| 44 Inn of Chicago                                    | 88 Conrad Chicago                                 |
|  | 89 Hampton Inn by Hilton                          |
|  | 90 Hilton Garden Inn Chicago McCormick Place      |
|  | 91 Home2Suites Chicago                            |

\* All hotel locations are approximate



## METRA ELECTRIC TRAIN SYSTEM— COMPLIMENTARY RSNA ROUTES

Ride the Metra electric trains for free at downtown Chicago stations. Pick up your free Metra ticket at any Information Desk or at the Metra Information Desk. Stations are located within walking distance of many hotels; trains run from downtown stations (Millennium Station, Van Buren/Jackson Street and Roosevelt Road) to the McCormick Place station in only seven minutes.

### Station Information

The McCormick Place station is underground and accessible from the west side of the Grand Concourse—Level 2.5. Look for the Metra Information Desk near the entrance. Millennium Park Station is below ground on Michigan Avenue between South Water and Randolph Streets. Street level access is on Michigan Avenue at the southwest corner at Randolph Street. You may also access Metra trains through the Prudential Building on Randolph Street. Indoor access to the Hyatt Regency Chicago, Fairmont, Radisson Blu Aqua Hotel and Swissotel Chicago, via the South Water Street exit, is through the Illinois Center.

- **Millennium Park Station**, 151 N. Michigan Ave.
- **Van Buren Street Station**, 132 E. Van Buren St.
- **Museum Campus/11th Street Station**, Michigan Ave, at 11th St.

The Van Buren/Jackson Street station is below ground on Michigan Avenue between Jackson and Van Buren Streets. Street access is on Michigan Avenue at the northeast, northwest and southwest corners at Van Buren Street.

Trains begin operation before 6 AM and run past midnight. Visit [metrarail.com](http://metrarail.com) for complete train timetables.

If you are looking for Chicago public transportation maps and schedules outside of RSNA routes, download the Chicago Ventra App or visit [ventrachicago.com](http://ventrachicago.com) for more information.



## Taxi Service

Taxi service is available throughout the city. Rates may range between \$5 to \$40 per ride, plus tip, depending on distance.

For wheelchair accessible vehicles, please call United Dispatch at 1-800-281-4466.

## Rideshare Providers

Shared ride providers like Uber & Lyft are popular modes of transportation throughout Chicago. Rideshare pick-up stations at McCormick Place are located at:

- South Building: Gate 4.5
- Lakeside Center: Gate 38

Uber is offering your first ride FREE (up to \$15)—for first-time riders only. Download the app and enter HITTHEROAD. Expires 12/31/18.

## Public Transit

Chicago's rail system consists of train lines spanning the city and is known as the "L", short for "elevated" train. In many parts of the world, this system is also referred to as a "subway" or "metro". For \$2.25 one-way, the Cermak-McCormick Place Green Line station offers attendees an additional way to leave the McCormick Place campus with stops convenient for those staying in hotels south of the Chicago River. The Cermak-McCormick Place Green Line Station is located at 12 E. Cermak Rd. (between State St. and Wabash Ave.), two blocks northwest of the West Building.

## GO Airport Express—Airport Shuttle Service

**1-888-284-3826**

GO Airport Express offers shuttle service to Chicago O'Hare & Chicago Midway International Airports from McCormick Place, fares starting at \$25.

### Lakeside Center East, Gate 37

### South Building, Gate 3

#### HOURS OF OPERATION

Tuesday	12 – 6 PM
Wednesday & Thursday	12 – 6:30 PM
Friday ( <i>Lakeside Center Only</i> )	10 AM – 5 PM

GO Airport Express is proud to donate a portion of all proceeds raised during the meeting to the RSNA R&E Foundation.





## MEETING SERVICES

The RSNA Scientific Assembly and Annual Meeting is the official meeting of the Radiological Society of North America. RSNA is a registered trademark of the Radiological Society of North America.

### RSNA 2018 Meeting Program Available Through:



RSNA 2018 MOBILE APP  
(iOS/Android)



RSNA 2018 WEBSITE  
*Meeting.RSNA.org*

### RSNA Hours of Operation

#### RSNA CONNECTIONS CENTER – LAKESIDE CENTER EAST – LEVEL 3

Saturday . . . . .	11:30 AM – 5:30 PM
Sunday–Thursday . . . . .	7:30 AM – 6 PM
Friday . . . . .	7:30 AM – 3:30 PM

#### LEARNING CENTER – LAKESIDE CENTER EAST - LEVEL 3

Sunday–Thursday . . . . .	7:30 AM – 6 PM
Friday . . . . .	7:30 AM – 12:30 PM

#### TECHNICAL EXHIBITS – SOUTH HALL A & NORTH HALL B

Sunday–Wednesday . . . . .	10 AM – 5 PM
Thursday . . . . .	10 AM – 2 PM



## ATMs

Cash machines are available in the following locations:

- Lakeside Center East–Level 2, near the Arie Crown Box Office
- North Building–Level 2, near McDonald's
- South Building–Level 2.5, in the Convenience Center
- West Building–Level 1, near the Transportation Center

All cash machines accept American Express, VISA, MasterCard, Cirrus and Plus.

## Badge Information

For the safety and security of all RSNA attendees:

- Badge is non-transferrable and must be worn at all times while at McCormick Place.
- Misuse or misrepresentation of badge is strictly prohibited.
- Children under 16 years of age are not permitted in the exhibit halls or sessions.
- Government issued ID may be requested to verify identity.
- All bags, packages and luggage are subject to random search by RSNA security officials.
- Do not leave personal items unattended.
- Dial 1-312-791-6060 or 6060 from any house phone for all emergencies.

Exhibitors and family members are allowed access to classrooms, if space permits, after all professional registrants have been seated. CME credit is not tracked or awarded. Exhibitor personnel or family members wishing to obtain CME/CE credit must register as a full conference professional attendee and pay the applicable registration fee.

Your badge serves as a virtual business card and is encoded with the demographic information you provided during registration. Upon request, exhibitors may scan your badge to access your contact information. Your badge contains beacon technology to verify your attendance, simplify the CME process, and permit RSNA to gather data to better understand, in aggregate, effectiveness of the meeting. Please visit registration for assistance with questions about beacon technology.



Badges are color coded:

### Yellow

Members	Member, Member-in-Training, Student Member, AAPM Member, Family Member
Non-members	Physician, Resident/Trainee, Student, Invited Guest, Physicist, Radiology Support Personnel, Hospital/Facility Executive, Commercial R&D Personnel, Industry Personnel, Healthcare Consultant, Technical Exhibits Only, Family Member

### Green

Exhibitor, Distributor

### White

Staff, Contractor, Press

Badge icons:

Bistro  
Ticket



Executive  
Registration  
Package



Premium  
Registration  
Package



In the event that you lose or forget your badge, there will be one complimentary reprint and thereafter, a fee of \$50 will apply for any additional badge reprints. This reprint fee applies to all registrants. A valid photo ID is required.



## Business Centers

Operated by FedEx Office

1-312-949-2100

### Grand Concourse—Level 2.5

#### HOURS OF OPERATION

Saturday–Wednesday	8 AM – 5 PM
Thursday	8 AM – 6:30 PM
Friday	8:30 AM – 5 PM

### Lakeside Center East—Level 2 near Gate 31

#### HOURS OF OPERATION

Saturday–Wednesday	8 AM – 4 PM
Thursday	8 AM – 6 PM
Friday	8:30 AM – 3:30 PM

## Career Connect

(see Career Services, page 30)

## Charging Stations

Personal device charging stations are available in the following locations:

- Grand Concourse—Level 3, Lobby
- South Building—Level 2.5
- South Building—Level 4
- Lakeside Center East—Level 2, Lobby
- Lakeside Center East—Level 3, Learning Center
- Lakeside Center East—Level 3, Connections Center

## Childcare—Camp RSNA

South Building—Level 1, S106A

Sunday–Thursday	8 AM – 6:30 PM
-----------------	----------------

Camp RSNA childcare is available for children 6 months–12 years. Stop by or call 1-312-791-6604 to register.

*Note: Camp RSNA provides an area for nursing mothers. Additional lactation areas are available at these locations:*

- *Lactation Suite, North Building—Level 2, N230A*  
*This suite is a private and secure space for nursing mothers, offering comfortable seating, convenient access to power and refrigerated storage.*
- *Mamava Nursing Pod, Grand Concourse—Level 2.5*
- *Mamava Nursing Pod, Lakeside Center East—Level 2*



## Child Policy

To uphold the professional and educational standards of the RSNA annual meeting, children under 16 years of age are not permitted in the exhibit halls or sessions and will not receive a badge.

## Coat and Luggage Check (Complimentary)

South Building–Level 1, S100C

GREEN claim checks

South Building–Level 1, Gate 4

RED claim checks

Grand Concourse–Level 1, Gates 26/27

BLUE claim checks

Lakeside Center East–Level 2 Lobby

YELLOW claim checks

### HOURS OF OPERATION

Saturday\* . . . . . 11 AM – 5:30 PM

Sunday–Thursday . . . . . 6:45 AM – 6:30 PM

Friday\* . . . . . 6:45 AM – 3:30 PM

*\*Lakeside Center East only*

For identification, leave a business card in a pocket of checked items. Items left after coat check hours may be claimed at McCormick Place Security.

*Note: Coat Check locations will not accept fur coats. Fur storage is available in the RSNA North Security Office, North Hall B–Level 3.*

## Concierge Desk

Grand Concourse–Level 3

1-312-791-6620

### HOURS OF OPERATION

Saturday . . . . . 11:30 AM – 5:30 PM

Sunday–Thursday . . . . . 9 AM – 6 PM

Local hospitality experts will recommend restaurants and city attractions, make dining reservations and offer concierge services. See the Dining Guide on page 67 for information on dining at McCormick Place.



## Digital Support

### Connections Center, Lakeside Center East—Level 3

Visit the Digital Support team to receive one-on-one digital help with Meeting Central, Virtual Meeting, My Agenda, Credit Eval, Diagnosis Live or the RSNA 2018 Meeting App. Our friendly staff will also assist you with any mobile connectivity issues, along with iOS or Android questions.

## First Aid (Non-Emergencies)

Fully equipped first aid stations are staffed by licensed medical professionals and located throughout McCormick Place:

### North and South Buildings

Level 2.5 Grand Concourse,  
west of the Business Center

### Lakeside Center East

Level 1, behind telephone bank

For all emergencies—fire, police, and medical—dial 1-312-791-6060 or 6060 from any house phone.

After notifying emergency personnel, notify RSNA security at 1-312-808-2102 or 2102 from any house phone.

### Clinic

The following clinic locations are closest to McCormick Place (hours vary by day):

- Walgreens, 3405 S. Martin Luther King Dr.,  
1-312-326-4058
- CVS, 137 S. State St., 1-312-609-1215

## Hotel Services Desk

### Grand Concourse—Level 3

1-312-791-6624

**New this year!** Visit the Hotel Services Desk for assistance with your 2018 hotel reservations and to make 2019 reservations. Plan ahead and reserve your hotel for RSNA 2019. The earlier you reserve, the better the selection and the more you save!

### HOURS OF OPERATION

Saturday . . . . .	11:30 AM – 5:30 PM
Sunday–Thursday . . . . .	7:30 AM – 6 PM
Friday* . . . . .	7:30 AM – 3:30 PM

*\*Connections Center Information Desk only*



## Image Wisely®

Take the annual pledge to Image Wisely®. Stop by any of the following booths to learn more, take the pledge and pick up your “I pledged to Image Wisely” ribbon:

- ACR Booth 3123–South Hall A
- ASRT Booth 1115F and 2316–South Hall A
- AAPM Booth 1109–South Hall A
- RSNA Membership and Resources, Connections Center, Lakeside Center East–Level 3

## Information Desks

Visit RSNA staff for answers to your annual meeting questions.

### Grand Concourse–Level 3

1-312-791-6623

### Connections Center, Lakeside Center East–Level 3

1-312-949-3203

## HOURS OF OPERATION

Saturday . . . . . 11:30 AM – 5:30 PM

Sunday–Thursday . . . . . 7:30 AM – 6 PM

Friday\* . . . . . 7:30 AM – 3:30 PM

*\*Connections Center location only*

## Interfaith Prayer/Meditation Room

### North Building–Level 1, N130 and N131

Sunday–Thursday . . . . . 7 AM – 6 PM

Friday . . . . . 7 AM – 3 PM

## Internet Stations

### Grand Concourse–Level 2.5 and Level 3

### Connections Center, Lakeside Center East– Level 3, next to Digital Support

### Learning Center, Lakeside Center East–Level 3

Computers are available at internet stations throughout McCormick Place. Use these computers to access RSNA 2018 Meeting Central (*Meeting.RSNA.org*) for the most current meeting and exhibitor information.



## Lactation Suite

### North Building—Level 2, N230A

This suite is a private and secure space for nursing mothers, offering comfortable seating, convenient access to power and refrigerated storage.

*Additional lactation areas are available at these locations:*

- *Camp RSNA, South Building—Level 1, S106A*
- *Mamava Nursing Pod, Grand Concourse—Level 2.5*
- *Mamava Nursing Pod, Lakeside Center East—Level 2*

## Lost & Found

### RSNA Security Office, North Hall B—Level 3

1-312-808-2101

Lost items may be picked up at the RSNA Security Office located in the North Building, Hall B—Level 3, Technical Exhibits floor. After the meeting, all unclaimed articles will be returned to the RSNA Staff Headquarters office. Please call 1-630-571-2670 or email [reginfo@rsna.org](mailto:reginfo@rsna.org) after the meeting.

## Newsroom

### Technical Exhibits, South Hall A (Northwest corner)—Level 3

1-312-791-6610

#### HOURS OF OPERATION

Saturday . . . . .	3 – 5 PM
Sunday–Wednesday . . . . .	8 AM – 5 PM
Thursday . . . . .	8 AM – 2 PM

All media representatives must register in the Newsroom to receive a press badge.

## Photography and Recording Guidelines

**No photographs or recordings, please!** Please be respectful to the presenter and the audience—no photographs or video recording in meeting rooms. Please silence your phones.

Photography and video recording will be used throughout McCormick Place. By registering, you acknowledge the possibility of being photographed or filmed and give RSNA consent to use your image for marketing or promotional purposes. Email [privacy@rsna.org](mailto:privacy@rsna.org) with any questions.



## Press Releases

Information about RSNA 2018 presented to the media will be featured in the Newsroom section of [RSNA.org/Annual-Meeting](http://RSNA.org/Annual-Meeting).

## Registration and Badge Pickup

All badges must be printed at any of the three designated registration locations in McCormick Place or at the badge pickup kiosks at the Hyatt Regency Chicago, InterContinental Hotel Chicago, Hilton Chicago, and Westin Michigan Avenue. New registrants may also complete their registration at a registration desk or online at [RSNA.org/Register](http://RSNA.org/Register) before picking up their badges. A valid photo ID is required.

To uphold the professional and educational standards of the RSNA annual meeting, children under 16 years of age are not permitted in the exhibit halls or sessions and will not receive a badge.

### North Building–Level 2

#### HOURS OF OPERATION

Saturday–Thursday . . . . . 7 AM – 5 PM

### South Building–Level 1

### Lakeside Center East Building–Level 2

#### HOURS OF OPERATION

Saturday . . . . . 11:30 AM – 5 PM

Sunday–Thursday . . . . . 7 AM – 5 PM

Friday\* . . . . . 7 AM – 12 PM

*\*Lakeside Information Desk Only*

**Hyatt Regency Chicago, 151 E. Wacker Drive**

**InterContinental Hotel Chicago, 505 N. Michigan Avenue**

**Hilton Chicago, 720 S. Michigan Avenue**

**Westin Michigan Avenue, 909 N. Michigan Avenue**

#### HOURS OF OPERATION

Saturday . . . . . 12 PM – 8 PM

Sunday . . . . . 6 AM – 8 PM

## Badge Reprint Policy

In the event that you lose or forget your badge, there will be one complimentary reprint and thereafter, a fee of \$50 will apply for any additional badge reprints. This reprint fee applies to all registrants. A valid photo ID is required.



## Restaurant Reservations

See Concierge Desk on page 53.

## Ribbon Pickup

**Membership & Resources, Connections Center,  
Lakeside Center East—Level 3**

Ribbons will be available for pick up during the annual meeting at the self-serve Ribbon Wall. If you are eligible for ribbons, you received an email in November indicating which ribbons may be picked up. Because some ribbons require controlled distribution, please ask the RSNA Ribbon Wall attendants if you don't see your ribbon(s) and they will be happy to assist you!

## Room Numbers

For the most up-to-date room numbers access these meeting resources or visit an Information Desk in the Grand Concourse Lobby or Connections Center

**RSNA 2018 Meeting App (iOS/Android):** Download the RSNA 2018 Meeting App for access to the Meeting Program, Agenda Planner, Peer Finder, Exhibitor List and McCormick Place Maps. Sponsored by Google Cloud.

**RSNA 2018 Meeting Central:** Visit *Meeting.RSNA.org* to customize your RSNA 2018 itinerary. Select “Browse the Program” to filter scientific presentations and other events by radiologic subspecialty. Add selected courses to My Agenda to facilitate your daily meeting plan.

**Subspecialty & Topic Brochures:** As an added convenience, RSNA offers printed subspecialty and topic brochures in the Learning Center and Connections Center, Lakeside Center East—Level 3, and Grand Concourse—Level 3.

### Interpreting Room Numbers

- The first letter in the meeting room number—N, S, E, W—stands for the North, South, East (also called Lakeside Center East), or West Building.
- The first digit of the meeting room number—1, 2, 3, 4, 5—is the building level number.
- The last two digits specify the exact room number.
- Some meeting rooms have divider walls, which creates smaller spaces. These will have an A, B, C, or D following the room number.

*Example: N227 = North Building, Level 2, Room 27*



## RSNA Events Calendar

The RSNA Online Events Calendar is available for non-profit associations and affiliates to post radiology-related events, course information and educational activities during the annual meeting. Attendees may use the computers in the Internet Stations to access the Calendar ([RSNA.org/Calendar](http://RSNA.org/Calendar)); printed or handwritten announcements will not be accepted. All submissions will be reviewed before posting; please allow 24 to 48 hours for approval.

## RSNA Journals—Editorial Offices

Learning Center, Lakeside Center East—Level 3

1-312-949-3200

When it comes to the most current, clinically relevant and highest quality research in the field of medical imaging, RSNA Journals are your definitive, go-to resource. Visit editorial offices for *RadioGraphics*, *Radiology*, and our three new journals launching in 2019. Also stop by Publishers Row in the Technical Exhibits South Hall A to explore the work of top medical publishers offering the newest radiology education hot off the presses.

***RadioGraphics***, Jeffrey S. Klein, MD, Editor

With more than one million CME credit certificates issued since 2000, *RadioGraphics* is the top journal devoted to continuing medical education in radiology.

***Radiology***, David A. Bluemke, MD, Editor

*Radiology* is the premier journal in the field, featuring original peer-reviewed research and state-of-the-art reviews.

### Three New Journals Launching In 2019

***Radiology: Artificial Intelligence***, Charles E. Kahn, Jr., MD, MS, Editor

*Radiology: Artificial Intelligence* will highlight the emerging applications of machine learning and artificial intelligence in the field of imaging across multiple disciplines.

***Radiology: Cardiothoracic Imaging***, Suhny Abbata, MD, FACR, FSCCT, Editor

*Radiology: Cardiothoracic Imaging* will emphasize research advances and technical developments in medical imaging that drive cardiothoracic medicine.



***Radiology: Imaging Cancer***, Gary D. Luker, MD, Editor

*Radiology: Imaging Cancer* will cover the best clinical and translational cancer imaging studies across organ systems and modalities, including leading-edge technological developments.

Learn more about the scope, vision, and timing of the new RSNA journals by attending an information session led by journal staff in the Discovery Theater, or meet the new editors in-person at the RSNA Publications booth 1011 in the Technical Exhibit South Hall A.

- Journal Launch Information Session, Discovery Theater, Monday, 9 to 9:30 AM
- Meet Dr. Gary D. Luker, Editor, *Radiology: Imaging Cancer*, Monday, 10 AM
- Meet Dr. Charles E. Kahn, Editor, *Radiology: Artificial Intelligence*, Monday, 2 PM
- Meet Dr. Suhny Abbara, Editor, *Radiology: Cardiothoracic Imaging*, Tuesday, 10 AM

## Smoking Policy

In accordance with the City of Chicago Fire Department and City of Chicago, smoking is not permitted inside McCormick Place. If you wish to smoke, please follow signs to the designated areas outside of the building.

## Water Bottle Refill Stations

Water bottle refill stations are located at:

- Lakeside Center East–Level 3, near E350
- North Building–Level 2, by the restrooms near Connie’s and McDonald’s
- South Building–Level 2.5, by the restrooms
- West Building–Level 3, by the Central Concourse restrooms

## Wheelchair and Scooter Rental

**South Building, Gate 4**

**Lakeside Center East–Level 2**

### HOURS OF OPERATION

Sunday–Thursday . . . . . 6:45 AM – 6:15 PM

Power operated vehicles (scooters) are available for rent for \$50 per day; manual wheelchairs for \$20 per day.

For accessible shuttle bus transportation, call 1-877-899-0986. Reservations should be made at least 20 minutes in advance of desired pickup time.





## INTERNATIONAL ATTENDEES

### Interpretation Services

The official language of the RSNA annual meeting is English; however, interpreters will be available to answer questions in Chinese, Dutch, French, German, Japanese, Polish and Spanish at the Information Desks. Visit any Information Desk for translation services.

### Country Presents

RSNA Country Presents: The Nordic Countries, Australia and New Zealand. Attendees from these countries will receive special recognition at Country Presents education sessions. Visit The Nordic Society of Medical Radiology in the South Hall, featuring Denmark, Finland, Iceland, Norway and Sweden and explore a range of topics from radiology education to mammography research.

Plan to attend these sessions:

- *The Nordic Countries Present: Radiology the Scandinavian Way, Future Potentials*
- *Australia and New Zealand Present: Clinical Radiology and Radiation Oncology*

Visit [Meeting.RSNA.org](http://Meeting.RSNA.org) for session times and locations.

You'll also find exhibitors from these countries throughout the exhibit halls, allowing you to learn more about radiology practices and advances from these areas of the world.





# THE NORDIC COUNTRIES PRESENT

**Tuesday, November 27**  
**10:30 AM–12:00 PM | Room E353C**

---

## **RADIOLOGY THE SCANDINAVIAN WAY, FUTURE POTENTIALS**

Come to discover innovations in radiology from Denmark, Finland, Iceland, Norway and Sweden.

**DON'T FORGET:**

## **SPECIAL RECOGNITION FOR ATTENDEES FROM THE NORDIC COUNTRIES!**

Receive a special ribbon for your badge at this session with closing remarks by RSNA President Vijay M. Rao, MD.

## **LEARN EVEN MORE ABOUT RADIOLOGY IN THE NORDIC COUNTRIES**

Visit the Nordic Society of Medical Radiology at Booth #1012 as well as many exhibiting companies from this region, all located throughout the North and South Halls.





# AUSTRALIA AND NEW ZEALAND

P R E S E N T

**Monday, November 26**  
**10:30 AM–12:00 PM | Room E351**

## **AUSTRALIA AND NEW ZEALAND PRESENT: CLINICAL RADIOLOGY AND RADIATION ONCOLOGY**

Don't miss this opportunity to learn about the latest radiology products and innovation from Down Under!

**PLUS:**

### **SPECIAL RECOGNITION FOR AUSTRALIAN AND NEW ZEALAND ATTENDEES!**

Receive a special ribbon for your badge at this session with closing remarks by RSNA President Vijay M. Rao, MD.

### **RADIOLOGY INNOVATION IN AUSTRALIA AND NEW ZEALAND**

Be sure to visit companies from Australia and New Zealand exhibiting throughout the North and South Halls. It's a great opportunity to learn about radiology practices and advances from these countries!



## Navigating RSNA and Chicago

### Discovery Theater, Connections Center, Lakeside Center East–Level 3

Sessions for navigating the annual meeting and exploring the city of Chicago are available on Sunday en français, en español, and em português. Each session, presented by a veteran RSNA attendee, will provide networking opportunities and insider tips, and allow you to gain insight into the meeting program—from the French, Latin American, or Brazilian perspective.

#### Sunday

Session en français. . . . .	9 to 9:30 AM
Session en español . . . . .	9:35 to 10:05 AM
Session em português. . . . .	10:10 to 10:40 AM

## RSNA on a Dime

### Discovery Theater, Connections Center, Lakeside Center East–Level 3

This session will provide attendees tips on how to attend the RSNA annual meeting and enjoy Chicago on a tight budget. Presented by Olubukola A. Omidiji, MBBS and Feyisayo Y. Daji, MBChB on Sunday, November 25, 3:15 to 3:45 PM.



## Accreditation and Designation Statements – International Attendees

The Radiological Society of North America (RSNA®) is accredited by the Accreditation Council for Continuing Medical Education (ACCME) to provide continuing medical education for physicians.

RSNA designates this live activity for a maximum of 99.25 *AMA PRA Category 1 Credits™*. Physicians should claim only the credit commensurate with the extent of their participation in the activity.

### International Attendees

CME credits may be transferable. See below for details.

- Australia and New Zealand: RSNA is an authorized CPD provider.
- Canada: *AMA PRA Category 1 Credits™* can be converted to Royal College MOC credits.
- Mexico: All *AMA PRA Category 1 Credits™* are transferable.

### Europe

Due to an agreement of mutual recognition, the UEMS-European Accreditation Council will convert *AMA PRA Category 1 Credits™* to EACCME European CME Credits (ECMECs). For more information, contact the European Union of Medical Specialists (UEMS) at [info@uems.net](mailto:info@uems.net) or visit [UEMS.net](http://UEMS.net) or [EACCME.eu](http://EACCME.eu).

### Worldwide

CME claimed at RSNA 2018 may be transferable. Contact the CME governing body in your home country for details.

The Commission on Accreditation of Medical Physics Education Programs (CAMPEP) has approved the direct transfer of *AMA PRA Category 1 Credits™* to MPCEC on a credit-for-credit basis for medical physicists.

RSNA is an ARRT®-approved Recognized Continuing Education Evaluation Mechanism Plus (RCEEM+) and will provide Category A+/A continuing education credits for technologists and radiologist assistants.



# WHAT'S THE BIG IDEA?

## *YOU TELL US.*



### Be a Presenter at RSNA 2019!

We're looking for radiology thought leaders to provide:

- Scientific Presentations
- Applied Science
- Education Exhibits
- Quality Improvement Reports

#### EARN RECOGNITION

##### **Kuo York Chynn Neuroradiology Research Award: \$3,000**

The top scientific paper as selected by the Scientific Program Committee will earn this prestigious award.

##### **The RSNA Trainee Research Prize: \$1,000**

Up to 48 medical students, residents or fellows who submit expanded abstracts of their 2018 RSNA scientific presentation may receive a \$1,000 prize and certificate.

#### **VISIT [RSNA.ORG/ABSTRACTS](http://RSNA.ORG/ABSTRACTS) FOR COMPLETE GUIDELINES.**

##### **Submit Online**

beginning January 2019 at [RSNA.org/Abstracts](http://RSNA.org/Abstracts)  
through Wednesday, April 10, 2019 NOON CT.

##### **Questions?**

Call 1-877-776-2227 (within U.S.) or 1-630-590-7774 (outside U.S.)

Includes courses in joint sponsorship with the American Association of Physicists in Medicine

# RSNA<sup>®</sup> 2019

DECEMBER 1-6





## MCCORMICK PLACE DINING GUIDE

### Bistro RSNA-Lunch

Technical Exhibits, South Hall A

Technical Exhibits, North Hall B

#### HOURS OF OPERATION

Sunday–Wednesday . . . . . 11:00 AM – 2:30 PM

### Special Brunch Menu Offered!

#### HOURS OF OPERATION

Thursday . . . . . 10:30 AM – 1:30 PM

With an extensive healthy menu and ample seating, Bistro RSNA is a convenient option to enjoy a comfortable lunch and network with colleagues. For more information, visit the Bistro Desk in the Grand Concourse, Level 3.

## COFFEE AND BREAKFAST

**23rd Street Café** – Grand Concourse, Level 3

**Dunkin Donuts Cart** – Grand Concourse, Level 3

**Starbucks** – South Building, Level 2.5; Grand Concourse Level 3; Lakeside Center East, Level 2; West Building, Level 3

**Third Coast Roast** – Grand Concourse, Level 3 and Lakeside Center East, Connections Center, Level 3

**Market Cart** – South Building, Level 1 & Level 4

**Lakeside Café** – Lakeside Center East, Connections Center, Level 3

**McDonald's** – North Building, Level 2



## Dining Guide By Location

### NORTH BUILDING

#### LEVEL 2

##### McDonald's

Classic items available from breakfast to lunch

##### Connie's Pizza

Chicago's own Connie's pizza, soups, salads and sandwiches

##### Connie's Express Cart

Chicago's own Connie's pizza, soups, salads and sandwiches

### NORTH BUILDING, TECHNICAL EXHIBITS, HALL B

#### LEVEL 3

##### Bistro RSNA

All-inclusive hot buffet lunch

### GRAND CONCOURSE

#### LEVEL 3

##### 23rd Street Café

Healthy hot & cold breakfast items, soups, sandwiches and salads, made fresh for carry out or dining in

##### Starbucks

Specialty coffee & espresso drinks, pastries, breakfast sandwiches, lunch items and healthy snacks

##### Sushi Station

Assorted sushi rolls, miso soup and refreshments

##### Third Coast Roast – Farmers Market

Brewed coffee and espresso, salads, sandwiches, healthy snacks & refreshments

##### Hops & Grapes Bar

CASH BAR featuring a variety of local craft beers and wine

##### Dunkin' Donuts

America's favorite donuts, bagels and coffee



## SOUTH BUILDING

### LEVEL 1

#### Market Cart

“Grab-n-Go” assorted breakfast items, salads, sandwiches, healthy snacks and refreshments

## SOUTH BUILDING

### LEVEL 2.5

#### Jamba Juice

Fruit smoothies, breakfast options, sandwiches & healthy snacks


#### Starbucks

Specialty coffee & espresso drinks, pastries, breakfast sandwiches, lunch items and healthy snacks


#### Plate Room Food Court

“Grab-n-Go” assorted breakfast items, snacks and refreshments in addition to Italian, Asian, Mexican and American cuisine for dining in

 Vegetarian offerings

 Vegan offerings

 Gluten Free offerings

 Heart Healthy offerings



## SOUTH BUILDING, TECHNICAL EXHIBITS, HALL A

### LEVEL 3

#### Bistro RSNA

All-inclusive hot buffet lunch

#### PURE Cafe

Quick service lunch options for dining in featuring Mediterranean, Mexican, Asian and Ribs cuisines

#### Café A1 & A2

"Grab-n-Go" salads, sandwiches, assorted breakfast items, snacks and refreshments

#### South Market

"Grab-n-Go" salads, sandwiches, assorted breakfast items, snacks and refreshments

#### Midwest Melt

*North Café*, Panini-style sandwiches and beverages

#### Hot Dog Cart

*North Café*, Chicago style hot dogs, sandwiches, assorted chips and refreshments

#### Connie's Pizza

*North Café*, Chicago's own Connie's pizza, soups, salads and sandwiches

#### Kosher Cart

*Base of A1 Café*, Featuring kosher sandwiches, hot dogs, soup and salad

## SOUTH BUILDING

### LEVEL 4

#### Market Cart

"Grab-n-Go" assorted breakfast items, salads, sandwiches, healthy snacks and refreshments



## LAKESIDE CENTER EAST

### LEVEL 2

#### Starbucks East

Specialty coffee & espresso drinks, pastries, breakfast sandwiches, lunch items and healthy snacks

## LAKESIDE CENTER EAST, CONNECTIONS CENTER

### LEVEL 3

#### Lakeside Café

“Grab-n-Go” salads, sandwiches, assorted breakfast items, snacks and refreshments

#### Third Coast Roast – Farmers Market

Brewed coffee and espresso, salads, sandwiches, healthy snacks & refreshments

#### Ambrosia Cafe

All natural and organic items, including sandwiches, Paninis, snacks & refreshments

#### Hops & Grapes Bar

CASH BAR featuring local craft beers and wine

## LAKESIDE CENTER EAST, LEARNING CENTER

### LEVEL 3

#### Kosher Falafel Cart

Middle Eastern specialties & refreshments for dining in

#### Ambrosia Cafe

All natural and organic items, including sandwiches, Paninis, snacks & refreshments for dining in

## WEST BUILDING


### LEVEL 3

#### Starbucks West

Specialty coffee & espresso drinks, pastries, breakfast sandwiches, lunch items and healthy snacks

 Vegetarian offerings

 Gluten Free offerings

 Vegan offerings

 Heart Healthy offerings



# Where Will RSNA Spotlight Courses Take You?

---


Practical insights.  
Customized content.  
Only from RSNA.

## Mark Your Calendar

- ▶ April 12–13, 2019 | *Santiago, Chile*  
Explore important topics in **chest imaging** in this Spanish-language course.
- ▶ May 3–4, 2019 | *Paris, France*  
Discover the role **AI** can play in your radiology practice.
- ▶ May 31–June 1, 2019 | *San Francisco, USA*  
Learn how **AI** will affect clinical practice in this 2-day course: ***Radiology in the Age of AI.***

Visit [\*\*RSNA.org/Spotlight\*\*](https://www.rsna.org/Spotlight)





## PLANNING FOR 2019

### See Possibilities Together

Plan for RSNA 2019 now to ensure that your voice is included in this exciting time of global radiological innovation and change! Join the brightest minds in radiology at the 105<sup>th</sup> Scientific Assembly and Annual Meeting, December 1 to 6, as RSNA sets the stage for imaginative exploration. Experience the wonder as we embrace the future of radiology and new technologies that continue to change everything from practice to patient care.

#### Next year you can look forward to:

- The latest developments in radiology technology and products
- High quality education that's unmatched
- A chance to network with diverse colleagues from around the globe

It's imperative now more than ever that you stay ahead of the curve: informed, engaged and inspired to **See Possibilities Together** at RSNA 2019.

### Plan Ahead and Save Big— Reserve Your 2019 Hotel Now!

As an RSNA 2018 attendee, you have a special opportunity to reserve your hotel now for RSNA 2019. Through January 13, 2019 you'll receive extra savings with exclusively discounted room rates and access to the best hotel room selections in centrally located downtown Chicago, steps away from many world-class attractions. Choose from a vast variety of hotel brands and quality lodging ranging from economy to 5-star accommodations, and you'll still earn your hotel loyalty points. Plan your stay now to get the most out of RSNA 2019. Visit [RSNA.org/Hotel-Reservations](https://www.rsna.org/Hotel-Reservations) on your personal device and at internet stations throughout McCormick Place, or stop by the Hotel Services Desk in the Grand Concourse for assistance making your reservation. Don't delay. Reserve now to **See Possibilities Together** in 2019!



# INDEX

3D Printing & Advanced Visualization Showcase.....	24
5k Fun Run .....	29
Accreditation and Designation Statements .....	8
Artificial Intelligence.....	11, 16, 24
Ask the Expert: Media Production .....	17
ATMs .....	50
Attendee Meeting Materials Pickup Stations.....	57
Australia and New Zealand Presents.....	61–63
Badge Information .....	50–51, 57
Bistro RSNA .....	31, 67
Business Centers/FedEx Office .....	52
Bus Service .....	38–46
Call for Abstracts (2019).....	66
Career Connect .....	30
Career Services .....	30
Case of the Day .....	17, 21–22
Charging Stations .....	52
Childcare—Camp RSNA .....	52
Coat/Luggage Check.....	53
Concierge Desk.....	53
Connections Center.....	33–35, 49
Continuing Education (CE) .....	8
Continuing Medical Education (CME).....	7–9, 17
Corporate Symposiums .....	12
Course Admittance .....	13
Daily Bulletin/Technical Exhibits Focus .....	4, 26
Deep Learning Classroom.....	11, 16
Digital Support.....	33, 54
Dining Guide .....	67–71
Discovery Theater.....	34



Education Exhibits. ....	16
Emergency Procedures .....	1
Events Calendar .....	59
Express Shuttle Bus and Taxi Boarding. ....	41
Fast 5 Session. ....	12
First Aid. ....	54
First-Time Attendee Orientation. ....	31
First-Time Exhibitor Pavilion .....	25
Go Airport Express .....	38–39, 48
Healthcare/Pharmacy Clinic. ....	54
Hotel Services Desk .....	54
Hours of Operation .....	49
Image Wisely® .....	55
Informatics. ....	16
Information Desk. ....	55
Interfaith Prayer Room .....	55
Internet Stations .....	55
Interpretation Services .....	61
IR Zone. ....	25
Journals. ....	59–60
Lactation Suite .....	56
Learning Center .....	14–17, 49
Lost & Found .....	56
Luggage Check .....	53
Lyft (Rideshare Provider) .....	38–39, 48
Machine Learning Showcase .....	11, 24
Maximizing Your CME .....	7
McCormick Place Campus Maps .....	36–38
McCormick Place Parking Garages .....	36, 38
Medical Image Perception Lab .....	16
Media/Newsroom .....	56



Meditation Room .....	55
Meeting App .....	3, 49
Meeting Central .....	3, 49
Membership & Resources.....	28, 35
Metra Electric Train System .....	38–39, 47
Molecular Imaging .....	12
Navigating RSNA.....	3–4, 64
Newsroom .....	56
The Nordic Countries Presents .....	61–62
Nuclear Medicine/ Molecular Imaging .....	12
Pharmacy/Healthcare Clinic .....	54
Photo Booth.....	35
Photography and Recording Guidelines .....	56
Plenary Sessions .....	6
Press Releases .....	57
Public Transit.....	38–39, 47–48
Publishers Row .....	25, 60
Quality Improvement Reports Poster Walkthrough.....	16
Quantitative Imaging .....	17
R&E Donor Suite .....	35
<i>RadioGraphics</i> Editorial Office .....	59
Radiology Art.....	30
<i>Radiology</i> Editorial Office .....	59
Recruiters Row .....	26, 30
Registration and Badge Pickup Stations .....	57
Residents Lounge .....	30
Restaurant Reservations .....	58
Ribbon Pickup .....	35, 58
Room Numbers .....	4, 58
RSNA 2019.....	73
RSNA on a Dime .....	64



RSNA Shop .....	32, 35
Scientific Digital Posters .....	16
Scientific Program/Refresher Course Committee Office ..	18
Scooter Rental .....	60
Self-Assessment Modules (SAMs) .....	10
Shuttle Bus Service .....	38–46
Smoking Policy .....	60
Speaker Ready Rooms .....	18
Special Needs Transportation .....	41
Start-Up Showcase.....	25
Student Radiographer Theater .....	18
Subspecialty and Topic Brochures .....	3, 19
Sunrise Service.....	41
Taxi Service .....	38–39, 48
Technical Exhibits .....	23–26, 49
Train System/Station Information .....	38–39, 47
Trainee Tweet-up .....	30
Transportation .....	38–48
Uber (Rideshare Provider) .....	38–39, 48
Vendor Workshops .....	25
Virtual Meeting .....	20–22
Virtual Meeting Support .....	22
Water Bottle Refill Stations.....	60
Wheelchair Rental .....	60



NOTES:

[illegible]



[illegible]







[illegible]









# THE RSNA 2018 Daily Bulletin

## IS THE OFFICIAL MEETING NEWSPAPER

Get all the RSNA 2018 news and  
information you need online or in print

Published Sunday, November 25 —  
Friday, November 30

Available each morning throughout  
McCormick Place and online at

***[RSNA.ORG/BULLETIN](http://RSNA.ORG/BULLETIN)***

**RSNA® 2018**  
**TOMORROW'S**  
**RADIOLOGY TODAY**

A graphic element consisting of several overlapping, curved shapes in purple, green, blue, and yellow, forming a stylized arrow or wing shape pointing to the right.





# ANNUAL MEETING ATTENDEES!

Plan ahead—**RESERVE YOUR  
2019 HOTEL NOW.**

**Reserve Early, SAVE MORE**—Up to 34% when  
you reserve through RSNA!\*

**Get the Best Rooms!** The widest room selection is  
at your disposal right now.

**Secure your 2019 hotel reservation today!**

Visit the Hotel Services Desk in the Grand Concourse,  
or stop by internet stations located throughout  
McCormick Place to make your reservation today.

***RSNA.org/Hotel-Reservations***

*\*Savings based on rate comparison from online travel sites as of 11/5/18.  
Limited number of rooms available at RSNA early-discount rates.*



**RSNA<sup>®</sup> 2019**  
DECEMBER 1-6